

Roselands Primary School

Start of Year Meeting

September 2025

Purpose of the meeting

- To meet your child's class teacher and phase leader
- To have an understanding of routines and arrangements for the upcoming year.
- To outline the expectations of your child.
- To explain the curriculum at Roselands.
- To answer any questions you might have.



Meet the staff

Teachers

Diamond



Mrs Joiner

Emerald



Mrs Britcliffe and Ms Cayless

Garnet



Mrs Glanville and Mrs Good

Moonstone



Mr Lowther

Support staff



Mrs Fellows



Mrs Kerry



Mrs Sanders-Wyatt



Mrs Atkey

Mrs Cholerton

PPA (Planning Preparation and Assessment) Arrangements

When the teachers are out for their planning time, your child will be taught by:



Diamond

Mrs. Elli Atkey



Emerald

Miss Lulu Sinar
(PE)



Garnet and Emerald

Mr. George Hannaford



Moonstone

Miss Drohan

Senior leadership team



Mrs Bastock

Miss Drohan

Miss Dillon

Mrs Joiner

Mr Wearing

Mrs Oliver

Head of School

Deputy Head

SENDCO

Y1/2 phase
leader

Y 3/4 phase
leader

Y5/6 phase
leader



Routines and arrangements

Morning: Gates open 8.35am - 8.45 am

Early morning retrieval.

Lunch: 12.00pm - 12.45pm

Collection: 3.15pm - From the classrooms.

PPA arrangements: Tuesday and Friday Emerald Wednesday
Diamond Garnet and Moonstone and Thursday 11-12 Garnet

PE Days:

Diamond and Emerald - Thursday and Friday,

Garnet and Moonstone - Monday and Tuesday



PE days - wear PE kit to school for the day.



Nurturing the individual

We inspire the hearts and minds of our children, igniting their curiosity and passion for learning. We encourage the development of character and celebrate individual uniqueness.

Our school promotes inclusivity - providing comprehensive support as well as being dedicated to understanding the unique needs of every child - providing support for their growth and success.

We give our children a wide range of opportunities and experiences. We nurture and develop talents in a range of subjects.

We create a supportive and encouraging atmosphere where children feel safe to take risks and learn from their mistakes, leading to increased self-confidence.

Relationships are key

We are intentional about building strong relationships across the school to support emotional well-being.

It is crucial that all children at Roselands feel a strong sense of belonging which fosters a supportive and inclusive environment where students feel valued, safe and motivated to learn and grow.

Trust forms the cornerstone of our nurturing and collaborative approach, where open communication and mutual respect are essential in providing a supportive environment for all.

High expectations for all

Our exciting curriculum is fundamental as it sparks children's enjoyment for learning whilst promoting engagement, creativity and a lifelong love of learning.

We ensure that our children achieve well academically and show dedication to improving their learning. We also value the importance of personal development within our children.

We instil the expectations of 'be ready, be respectful, and be safe' as our golden rules; our children take responsibility and are kind and considerate members of society.

Values at the heart

Independence: We encourage our children to recognise their strengths, take responsibility for their actions and create a culture of curiosity and exploration.

Collaboration: We encourage our children to support others, willingly participate as a team member and respect and value the ideas of their peers.

Resilience: We encourage our children to learn from their mistakes, strive for improvement and effectively manage their emotions when facing challenging situations.

Ambition: We encourage our children to aspire to achieve great things, courageously take risks and consistently give their best efforts.

Community spirit

Roselands is a school built at the heart of our community. We create a strong family bond between children, staff and parents – going above and beyond for all in our care.

The celebration of diversity at Roselands promotes cultural understanding, empathy, and prepares our children to thrive in an interconnected world.

At Roselands we promote our children as active citizens and courageous advocates so that they understand that they are part of something bigger.

OUR ROSELANDS' VISION



Roselands Golden Rules

There are three golden rules that all children are expected to learn about and follow. We adopt a restorative approach when supporting children to reflect on their choices.



OUR GOLDEN RULES

Be ready. Be respectful. Be safe.

Looking	Following instructions	Courteous actions
		
Listening	Using good manners	Moving calmly
		
Sitting or standing sensibly	Being kind	Sharing feelings with a trusted adult
		

Roselands Values

Teaching to our school values

We believe children should be taught skills for life. Our aim is for children to become: **independent, collaborative, ambitious and resilient learners.** These values have been chosen by children, parents and staff in the past.

Children will earn house points when they display these values.

The infographic is titled 'SCHOOL VALUES' and features the Roselands Primary School logo at the top left. It is organized into four horizontal rows, each representing a value. Each row includes a representative sea creature, a title banner, and three circular icons with corresponding text descriptions.

Value	Icon 1	Icon 2	Icon 3
INDEPENDENCE <i>(Octopus)</i>	Recognising our strengths	Taking responsibility for our actions and choices	Being curious
COLLABORATION <i>(Fish)</i>	Encouraging others	Being a willing team player	Valuing the opinions of others
RESILIENCE <i>(Starfish)</i>	Learning from our mistakes	Practicing is necessary to get better	Managing emotions in difficult situations
AMBITION <i>(Seahorse)</i>	Doing our best	Taking risks	Dreaming big



Our curriculum

Each phase has a page on our school website, you can find out more about the curriculum and what your child is learning each half term on here.

The screenshot shows the website header for Roselands Primary School. On the left is the school's logo. In the center, the text 'Roselands Primary School' is displayed above the 'Riviera Education Trust' logo. On the right, there is a 'Log in' link. Below the header is a navigation menu with five items: 'About Us', 'Key Information', 'Curriculum', 'Children', and 'Parents'. The 'Curriculum' page is selected, showing the heading 'Years 1 and 2' and a breadcrumb trail: 'Home » Children » Year Group Information » Years 1 and 2'. The main content area begins with the heading 'Welcome to Year 1 and 2 at Roselands Primary School!' followed by a paragraph: 'On this page you will find the timetables for each of the classes in Year 1 and 2. You will also find the knowledge organisers for all subjects which contain the key knowledge that the children will be learning in each of the subject areas over the half term.' Below the text are three photographs: two children holding up their drawings of faces, two children working at a table with educational materials, and a child participating in an outdoor activity on a grassy field.

Transition into KS1



Our Goals are:

To support pupils adapting to the Year One and Year 2 routine.

To develop children's level of independence and maturity.

To provide an environment that mixes more formal learning with child led activities.

To provide a balanced and stimulating curriculum based upon the National Curriculum, differentiated to suit the needs of each child.

To develop a love of learning!

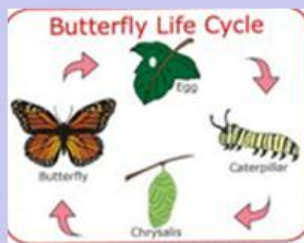


Our curriculum



In KS1 all the children will be taught to their appropriate age and ability level. Maths, phonics and handwriting will be taught in separate year groups.

Our KS1 curriculum is planned on a 2 year rolling programme to ensure all areas of Science, Computing, RE, Humanities, Music, P.E. and Art/DT are covered. We aim to make the curriculum fun and exciting and use hooks such as themed days and trips to begin a topic.



Timetables



Diamond class (Y1) - Nicky Joiner

	8:35	8:50	9:05	9:30	10:20	10:40	11:05	12:00	12:45	1:00	1.15	2.00	2:10	3:00
Monday	Retrieval practice 8:45 - register	Assembly	Phonics	Maths	Break + snack (10:35)	Group Read	Grammar	Lunch	Independent reading	Fluency	FS	Golden mile	COOL	Daily read
Tuesday			Phonics	Maths		Group Read	English		Independent reading	Fluency	FS		COOL	
Wed			Phonics	Maths		Group Read	English		Independent reading	Fluency	Computing /FS		COOL	
Thursday			Phonics	Maths		Handwriting	English		Independent reading	Fluency	P.E.		Music/FS	
Friday			Phonics	Maths		Handwriting	English		Independent reading	Phonics	COOL		P.E.	

This an example timetable from KS1.





Homework

In KS1 your child will be set weekly **reading, spelling, and maths fluency homework.**

This is shared via the Seesaw message on a Friday.

Children's login details will be put in their Reading Records

More information can be found at:

www.roselandsprimary.org.uk/home-learning-4/

READING IS A PRIORITY!

All children throughout the school are expected to read at home at least 3 times per week for 15-20 minutes – this should be recorded in home-school books. For children in Reception to year 4, a family member comment is expected. E.g. 'Charlie and the Chocolate Factory p.71-78. Good understanding of the chapter and read fluently.

For children in KS1 reading will be as follows:

Monday – children will bring home a phonics book linked to their phonics knowledge. This is changed weekly.

Wednesday – children will bring home a reading for pleasure book to share with an adult.

Friday – children will be allocated an online Ebook to read that is linked to their group reading tasks from school.

Phonics and Spelling

Each term the children will be tested on their spelling of the common exception words for their Year group. A copy of these words will be sent home so that these can be practised at home.

A weekly spelling activity will be set on Spelling Shed each Friday for children from year 1 to year 6 which will be a consolidation of the spelling focus your child has been practising that week or linked to the common exception words. The majority of tasks and games should be able to be completed independently by your child.



Year 1 and 2 Common Exception Words

Year 1			Year 2		
the	they	one	door	gold	plant
a	be	once	floor	hold	path
do	he	ask	poor	told	both
to	me	friend	because	every	hour
today	she	school	find	great	move
of	we	put	kind	break	prove
said	no	push	mind	steak	improve
says	go	pull	behind	pretty	sure
are	so	full	child	beautiful	sugar
were	by	house	children	after	eye
was	my	our	wild	fast	could
is	here		climb	last	should
his	there		most	past	would
has	where		only	father	who
I	love		both	class	whole
you	come		old	grass	any
your	some		cold	pass	many



Numbots is an online Maths app where the children can practise and improve their addition, subtraction and calculation skills.

This is extremely important as it helps the children to become fluent with their recall of number facts.


2	3	4	5	6	7	8	9	10
$0+2=2$ $1+1=2$ $2+0=2$	$0+3=3$ $1+2=3$ $2+1=3$ $3+0=3$	$0+4=4$ $1+3=4$ $2+2=4$ $3+1=4$ $4+0=4$	$0+5=5$ $1+4=5$ $2+3=5$ $3+2=5$ $4+1=5$ $5+0=5$	$0+6=6$ $1+5=6$ $2+4=6$ $3+3=6$ $4+2=6$ $5+1=6$ $6+0=6$	$0+7=7$ $1+6=7$ $2+5=7$ $3+4=7$ $4+3=7$ $5+2=7$ $6+1=7$ $7+0=7$	$0+8=8$ $1+7=8$ $2+6=8$ $3+5=8$ $4+4=8$ $5+3=8$ $6+2=8$ $7+1=8$ $8+0=8$	$0+9=9$ $1+8=9$ $2+7=9$ $3+6=9$ $4+5=9$ $5+4=9$ $6+3=9$ $7+2=9$ $8+1=9$ $9+0=9$	$0+10=10$ $1+9=10$ $2+8=10$ $3+7=10$ $4+6=10$ $5+5=10$ $6+4=10$ $7+3=10$ $8+2=10$ $9+1=10$ $10+0=10$

Number Bonds



Clubs

- You will receive a Google form via email to sign your child up at the start of each term.
- Spaces are limited and are given on a first come first serve basis. **An email will be sent out** to explain when the form will be live to sign up.
- Some external clubs will cost a small fee.



We run an Around the Clock Club from 7.30am in the mornings and until 6pm in the evenings. Please contact the office if you would like to book your child in. Spaces are limited.

Clubs



Club Name	Week Day	Year Group	Teacher	Club Location	Collection Point	Start and End Dates	Google Form
Art Club	Monday	Year 5/6	Mrs Chapman	Art area	Playground gate	Group 1 15.9.25 - 13.10.25 Group 2 10.11.25 - 8.12.25	Art Club Form
Netball Club	Monday	Years 3 - 6	Miss McDade and Miss Mortlock	Playground	Main gate	15.9.25 - 8.12.25	Netball Club Form
Year 5/6 Girls' Football Club	Monday	Year 5/6	Mr Lowther	Field	Main gate	15.9.25 - 8.12.25	Year 5/6 Girls' Football Club Form

Club Name	Week Day	Year Group	Teacher	Club Location	Collection Point	Start and End Dates	Google Form
Ballet Club	Tuesday	Years 1/2	Dance teacher - letter to follow	School hall	Main gate	15.9.25 - 8.12.25	Ballet Club Form
Year 5/6 Boys' Football Club	Tuesday	Year 5/6	Mr Wearing	Field	Main gate	15.9.25 - 8.12.25	Year 5/6 Boys' Football Club Form
Year 3/4 Mixed Football Club	Tuesday	Year 3/4	Mr Wearing and Mrs Gendall	Field	Main gate	15.9.25 - 8.12.25	Year 3/4 Mixed Football Club Form
Film Club	Tuesday	Years 3 - 6	Mr Dore	Ruby class	Main gate	15.9.25 - 8.12.25	Film Club Form

Clubs



Club Name	Week Day	Year Group	Teacher	Club Location	Collection Point	Start and End Dates	Google Form
Saints Southwest	Wednesday	Years 2 - 6	Saints Southwest Coaches	Field or in the hall during wet weather	Main gate	Set by Saints Southwest	Link to Saints booking site - charges apply

Club Name	Week Day	Year Group	Teacher	Club Location	Collection Point	Start and End Dates	Google Form
Performing Arts Club	Thursday	Years 2 - 6	Mrs Good and Miss Durston	School hall	Main gate	15.9.25 - 8.12.25	Performing Arts Form
'Draw with Rob' Drawing Club	Thursday	Year 1/2	Mrs Joiner	Diamond class	Main gate	15.9.25 - 8.12.25	Drawing Club Form

Club Name	Week Day	Year Group	Teacher	Club Location	Collection Point	Start and End Dates	Google Form
Rugby Club	Friday	Years 3 - 6	Miss Sinar	Field	Main gate	15.9.25 - 8.12.25	Rugby Club Form



Events through the year

Whole School events are all listed on the annual calendar, which can be found on the school newsletter. These will include:

- Non-uniform/house days
- Rockstars and Robots day
- Anti bullying week
- Bedtime stories
- Numbers day
- Safer internet day
- World Book Day
- Science day
- Break the rules day
- Big Bash
- Sports Day
- Arts Week

Year group dates:

December – KS1 Nativity
Singing at Asda for the local community.

Spring term – Zoo trip


Summer term – Beekeeper visit into school
Tuesday 16th June Parent Insight morning.

Wherever possible, we will endeavour to keep the costs down on school trips. We do rely on the voluntary contribution for events to take place.

We have tried to spread events out through the year and we will let parents know in plenty of time when events are taking place.

How will I know how my child is doing at school?

- ▶ Come in and talk to a member of staff
- ▶ Values board, house points, star badges
- ▶ Seesaw
- ▶ Workshops
- ▶ Reports to parents – end of year
- ▶ Mid-term reports (February)
- ▶ Parents evening in Autumn Term and Spring Term
- ▶ Celebration assembly
- ▶ Weekly newsletter





Keeping in contact:

- ▶ Any concerns contact the class teacher via **Seesaw**.
- ▶ There will be a chance at the end of the day to see your child's class teacher.
- ▶ Email: roselandsadmin@rivieraet.co.uk if you need to contact another member of the school team. Members of SLT and Helen our family support worker will be on the school gates at the beginning and end of the day.
- ▶ Use the Reading Record to share that your child has been reading
- ▶ Information on the school website:

www.roselandsprimary.org.uk

Other useful information:

- ▶ Absence and holidays
- ▶ Medication, asthma forms, inhalers and permissions
- ▶ Parent pay



School uniform

- Winter and Summer uniform
- PE Kit
- Book bag
- Coats/waterproofs
- Water bottles
- Pre-loved uniform

Riviera Schooldays:

www.rivieraschooldays.co.uk/webshop/by-school/roselands-primary-school/



EVERYTHING NAMED PLEASE!

Food and Snacks

Why choose a Caterlink School Meal

Sign-up today!

Please speak to reception.

We have won a number of awards for using **honest, local produce** and pride ourselves on making **fresh and nutritionally balanced** meals.



Behind **every meal** is a team of dedicated **chefs and nutritionists**. **Did you know?** Most of our meals are made completely from scratch in-house!



Per meal, we provide:

- 1 portion of protein
- 1 portion of carbohydrates
- 2 portions of vegetables
- A choice of salad available daily
- Freshly baked bread
- One homemade dessert



On average, our meals contain **37% less free sugars** than the government recommendations for school meals.



Our **desserts** are **handmade** in house.



We **don't add any salt** to any of our meals!

Our **pizzas** are **homemade** and made using **50/50 wholemeal flour** for extra added **fibre!** And our **meat products** are **freshly delivered** from our **local butchers**.



We often have **Meat Free Mondays** to support **sustainable eating**. We also have recipes with **Added Plant Power** identified by this logo



Many of our desserts contain hidden **wholegrains** and are **sweetened with fruit** so they count toward **one of your child's 5-a-day!**



We ensure the menu adheres to the **School Food Standards**. That means your child is getting a **well balanced and nutritious** meal through out their school day.



caterlink
feeding the imagination

School Meals

These are provided by an outside caterer called Caterlink. Meals are cooked onsite in our own kitchen and served fresh.

Food and Snacks

Packed Lunch

Children may bring a packed lunch instead of the cooked meal.

These are eaten in the school hall/classroom under the supervision of a mealtime assistant.

Cans/bottles of fizzy drink should not be brought into school.

Snacks

Children can be provided with fruit/vegetables during the day when they are hungry, if they would like to bring in their own snack of fruit/vegetables, this is fine too.



Our Safeguarding procedures:

Our school community has a duty to safeguard and promote the welfare of children who are in our care. We have Safeguarding and Child Protection policies and procedures in place, which we refer to in our on our website. All staff, including our volunteers and supply staff, must ensure that they are aware of our procedures.

Sometimes we may need to share information and work in partnership with other agencies when there are concerns about a child's welfare. We will always ensure that our concerns about our pupils are discussed with their parents/carers first unless we have reason to believe that this is not in the child's best interests or a child is at significant risk or in immediate danger.

Our Safeguarding Team:



Helen Braund and Pippa Bastock

Our Inclusion team:



At Roselands we prioritise pastoral support for our children and have an Inclusion Team that oversee the support of a variety of children within the school ensuring every child is receiving the tailored strategies they need. Within this team are our three Pastoral Assistants; Mrs Sinar, Mrs Denham and Mrs Mac.

You can find more information about the work that our pastoral assistants do on our school website.



PSA



The Parent Staff Association (PSA) has been running for many years at Roselands Primary School. We are a small Committee with a growing number of regular volunteers and friends but we are always looking for new members with new ideas. Our aim is to raise funds for the School to benefit all pupils. All the funds we raise go directly to improving the school to helping our children.





Free School Meals

Children are eligible to receive free school meals if their parents are in receipt of any of the following benefits:

- ▶ Income Support
- ▶ Income-based Job Seekers' Allowance
- ▶ Income-related Employment and Support Allowance
- ▶ Support under Part VI of the Immigration and Asylum Act 1999
- ▶ the Guaranteed element of State Pension Credit
- ▶ Child Tax Credit, provided they are not also entitled to Working Tax Credit and have an annual gross income of no more than £16,190, as assessed by Her Majesty's Revenue and Customs.

All parents are requested to complete an application form, copies of which are available on request from the school office. You can also apply online at <http://www.torbay.gov.uk/freeschoolmeals> or click on the link below:

- ▶ <https://www.torbay.gov.uk/freeschoolmeals>



Other information

- ▶ If your child is unwell and, as a result, will be absent from school it is your responsibility to **ring the school office** that morning to inform us of the reason for absence, every morning of illness.
- ▶ If collection arrangements change - please phone the office so that the class teacher gets the message. Teachers may not check Seesaw during the school day.
- ▶ Parent helpers



