

Roselands Primary School

Start of Year Meeting

September 2025

Purpose of the meeting

- To meet your child's class teacher and phase leader
- To have an understanding of routines and arrangements for the upcoming year.
- To outline the expectations of your child.
- To explain the curriculum at Roselands.
- To answer any questions you might have.



Meet the staff



Teachers

Ruby




Mr Dore

Tanzanite



Miss McDade

Topaz



Mrs Oliver

Support staff



Mrs Hooper



Mrs Dark



Mr Hannaford

PPA (Planning Preparation and Assessment) Arrangements

When the teachers are out for their planning time, your child will be taught by:



Miss Drohan





Miss Sinar & Mrs Waring



Mr. George Hannaford

Senior leadership team



Mrs Bastock

Miss Drohan

Miss Dillon

Mrs Joiner

Mr Wearing

Mrs Oliver

Head of School

Deputy Head

SENDCO

Y1/2 phase
leader

Y 3/4 phase
leader

Y5/6 phase
leader



Routines and arrangements

Morning: Gates open 8.35am - 8.45 am

Early morning retrieval.

Lunch: 12.15pm – 1.00pm

Collection: 3.15pm

PPA arrangements: Thursday PM – Mr. Hannaford and Miss Sinar/Mrs Waring and Miss Drohan


PE Days:

Ruby – Tuesday and Thursday

Tanzanite – Wednesday and Thursday

Topaz – Wednesday and Thursday.

PE days - wear PE kit to school for the day.



What does my child need to bring to school?

- A rucksack and/or book bag
- A waterproof coat
- A water bottle
- A packed lunch (if needed)

It is vital that children bring their reading book into school **every day**.





Nurturing the individual

We inspire the hearts and minds of our children, igniting their curiosity and passion for learning. We encourage the development of character and celebrate individual uniqueness.

Our school promotes inclusivity - providing comprehensive support as well as being dedicated to understanding the unique needs of every child - providing support for their growth and success.

We give our children a wide range of opportunities and experiences. We nurture and develop talents in a range of subjects.

We create a supportive and encouraging atmosphere where children feel safe to take risks and learn from their mistakes, leading to increased self-confidence.

Relationships are key

We are intentional about building strong relationships across the school to support emotional well-being.

It is crucial that all children at Roselands feel a strong sense of belonging which fosters a supportive and inclusive environment where students feel valued, safe and motivated to learn and grow.

Trust forms the cornerstone of our nurturing and collaborative approach, where open communication and mutual respect are essential in providing a supportive environment for all.

High expectations for all

Our exciting curriculum is fundamental as it sparks children's enjoyment for learning whilst promoting engagement, creativity and a lifelong love of learning.

We ensure that our children achieve well academically and show dedication to improving their learning. We also value the importance of personal development within our children.

We instil the expectations of 'be ready, be respectful, and be safe' as our golden rules; our children take responsibility and are kind and considerate members of society.

Values at the heart

Independence: We encourage our children to recognise their strengths, take responsibility for their actions and create a culture of curiosity and exploration.

Collaboration: We encourage our children to support others, willingly participate as a team member and respect and value the ideas of their peers.

Resilience: We encourage our children to learn from their mistakes, strive for improvement and effectively manage their emotions when facing challenging situations.

Ambition: We encourage our children to aspire to achieve great things, courageously take risks and consistently give their best efforts.


Community spirit

Roselands is a school built at the heart of our community. We create a strong family bond between children, staff and parents – going above and beyond for all in our care.

The celebration of diversity at Roselands promotes cultural understanding, empathy, and prepares our children to thrive in an interconnected world.

At Roselands we promote our children as active citizens and courageous advocates so that they understand that they are part of something bigger.

OUR ROSELANDS' VISION



Roselands Golden Rules

There are three golden rules that all children are expected to learn about and follow. We adopt a restorative approach when supporting children to reflect on their choices.



OUR GOLDEN RULES

Be ready. Be respectful. Be safe.

Looking 	Following instructions 	Courteous actions 
Listening 	Using good manners 	Moving calmly 
Sitting or standing sensibly 	Being kind 	Sharing feelings with a trusted adult 

Roselands Values


Teaching to our school values

We believe children should be taught skills for life. Our aim is for children to become: **independent, collaborative, ambitious and resilient learners**. These values have been chosen by children, parents and staff in the past.

Children will earn house points when they display these values.

The infographic is titled 'SCHOOL VALUES' and features the Roselands Primary School logo at the top left. It is organized into four horizontal rows, each representing a value. Each row has a colored header bar with the value name, a central illustration, and three circular icons with corresponding text descriptions below them.

- INDEPENDENCE** (orange header, octopus illustration):
 - Recognising our strengths
 - Taking responsibility for our actions and choices
 - Being curious
- COLLABORATION** (green header, fish illustration):
 - Encouraging others
 - Being a willing team player
 - Valuing the opinions of others
- RESILIENCE** (yellow header, starfish illustration):
 - Learning from our mistakes
 - Practicing is necessary to get better
 - Managing emotions in difficult situations
- AMBITION** (teal header, seahorse illustration):
 - Doing our best
 - Taking risks
 - Dreaming big



Our curriculum

Each phase has a page on our school website, you can find out more about the curriculum and what your child is learning each half term on here.

Years 5 and 6



[Home](#) » [Children](#) » [Year Group Information](#) » [Years 5 and 6](#)

Welcome to Year 5 and 6 at Roselands Primary School!

On this page you will find the timetables for each of the classes in Year 5 and 6. You will also find the knowledge organisers for all subjects which contain the key knowledge that the children will be learning in each of the subject areas over the half term.




Timetables



Ruby class (Y5/6) - Andy Dore

	8:35	8:50	9:05	10:05	10:35	10:50	11:50	12:05	12.1 5	1:00	1:15	2:00	2:40	2:50 - 3:05
Monday	Retrieval practice 8:45 - register	Asse mbly	Personal development or Maths	Maths	Break	Writing	Spelling		Lunch	Independent reading	Science	Science	Daily read	Golden mile
Tuesday			Maths	Whole class reading		Writing	Spelling			Independent reading	PE	Computing	Daily read	
Wed			Maths	Whole class reading		Writing	MFL	Daily read		Independent reading	Music	Hist/Geog		
Thurs			Maths	Whole class reading		Writing	Handwriting	Daily read		Independent reading	RE	PE		
Friday			Maths	Whole class reading		Writing	Handwriting	Daily read		Independent reading	Art/DT	Art/DT		

This an example timetable across year 5 and 6.



Homework


In Year 5/6 your child/children will be set weekly **reading (Accelerated reader book), spelling (Spelling Shed), and times table (TTRS)** homework these are on online platforms.

In addition to this your child will come home with a grammar or maths worksheet most Fridays which is to be completed by the following Friday. This will be communicated to you via Seesaw.

Children's login details for online platforms will be put in their Reading Records

More information can be found at:

www.roselandsprimary.org.uk/home-learning-4/



Times table rock stars is an online game where the children can compete against themselves, each other and even us to practise their times tables.

The Super 16 are 16 times table facts that are notoriously difficult for learners to remember and recall. Specific table facts from the 6, 7, 8, 9 and 12 times tables. By using the Super 16 flashcards in class or at home, we can focus on these facts and master them forever!

By focusing on memorising these sixteen facts, we help can build core mathematical fluency and support the wider functions of mathematical reasoning. The Super 16 are:

$$\begin{aligned}6 \times 7 &= 42, 6 \times 8 = 48, 6 \times 9 = 54, 6 \times 12 = 72 \\7 \times 6 &= 42, 7 \times 8 = 56, 7 \times 9 = 63, 7 \times 12 = 84 \\8 \times 6 &= 48, 8 \times 7 = 56, 8 \times 9 = 72, 8 \times 12 = 96 \\9 \times 6 &= 54, 9 \times 7 = 63, 9 \times 8 = 72, 9 \times 12 = 108\end{aligned}$$

Reading is a priority!

All children throughout the school are expected to read at home **at least 3 times per week for 15-20 minutes** – this should be recorded in reading records.

For children in Reception to year 4, a family member comment is expected.

E.g. 'Charlie and the Chocolate Factory p.71-78. Good understanding of the chapter and read fluently.'




Phonics and spelling

- Termly common exception word tests
- Spelling activities will be available on Spelling Shed for children from year 1 to year 6. The majority of tasks should be able to be completed independently by your child.
- Each child will have their own spelling homework book with the weeks' spelling focus inside to practise which should be brought into school each Friday.




Last year we introduced Little Wandle as our new phonics scheme. 90% of the children in year 1 passed their phonics - the best the school has ever achieved and well above national standards.


Helping at home



Here are some of the ways you can help at home:


- Read with your child a minimum of three times a week. Ask your children questions about what they have read to help with comprehension and understanding of the text.
- Practise times tables to help with fluency. By the end of the year, Year Three children should be confident in answering their 2, 5, 10, 3, 4, 6, 8 and 9 times tables. By the end of Year Four, children should be able to confidently answer their times tables up to 12x12. Times Tables Rockstars is a great way to practise!
- Ensure that your children work independently when completing their homework but support them if they need it.





Clubs

- You will have received a Google form via email to sign your child up at the start of term.
- Spaces are limited and are given on a first come first serve basis. **An email will be sent out** to explain when the form will be live to sign up.
- Some external clubs will cost a small fee.



We run an Around the Clock Club from 7.30am in the mornings and until 6pm in the evenings. Please contact the office if you would like to book your child in. Spaces are limited.

Clubs



Club Name	Week Day	Year Group	Teacher	Club Location	Collection Point	Start and End Dates	Google Form
Art Club	Monday	Year 5/6	Mrs Chapman	Art area	Playground gate	Group 1 15.9.25 - 13.10.25 Group 2 10.11.25 - 8.12.25	Art Club Form
Netball Club	Monday	Years 3 - 6	Miss McDade and Miss Mortlock	Playground	Main gate	15.9.25 - 8.12.25	Netball Club Form
Year 5/6 Girls' Football Club	Monday	Year 5/6	Mr Lowther	Field	Main gate	15.9.25 - 8.12.25	Year 5/6 Girls' Football Club Form

Club Name	Week Day	Year Group	Teacher	Club Location	Collection Point	Start and End Dates	Google Form
Ballet Club	Tuesday	Years 1/2	Dance teacher - letter to follow	School hall	Main gate	15.9.25 - 8.12.25	Ballet Club Form
Year 5/6 Boys' Football Club	Tuesday	Year 5/6	Mr Wearing	Field	Main gate	15.9.25 - 8.12.25	Year 5/6 Boys' Football Club Form
Year 3/4 Mixed Football Club	Tuesday	Year 3/4	Mr Wearing and Mrs Gendall	Field	Main gate	15.9.25 - 8.12.25	Year 3/4 Mixed Football Club Form
Film Club	Tuesday	Years 3 - 6	Mr Dore	Ruby class	Main gate	15.9.25 - 8.12.25	Film Club Form

Clubs




Club Name	Week Day	Year Group	Teacher	Club Location	Collection Point	Start and End Dates	Google Form
Saints Southwest	Wednesday	Years 2 - 6	Saints Southwest Coaches	Field or in the hall during wet weather	Main gate	Set by Saints Southwest	Link to Saints booking site - charges apply

Club Name	Week Day	Year Group	Teacher	Club Location	Collection Point	Start and End Dates	Google Form
Performing Arts Club	Thursday	Years 2 - 6	Mrs Good and Miss Durston	School hall	Main gate	15.9.25 - 8.12.25	Performing Arts Form
'Draw with Rob' Drawing Club	Thursday	Year 1/2	Mrs Joiner	Diamond class	Main gate	15.9.25 - 8.12.25	Drawing Club Form

Club Name	Week Day	Year Group	Teacher	Club Location	Collection Point	Start and End Dates	Google Form
Rugby Club	Friday	Years 3 - 6	Miss Sinar	Field	Main gate	15.9.25 - 8.12.25	Rugby Club Form

Events through the year



Whole School events are all listed on the annual calendar, which can be found on the school newsletter. These will include:

- Non-uniform/house days
- Rockstars and Robots day
- Anti bullying week
- Bedtime stories
- Numbers day
- Safer internet day
- World Book Day
- Science day
- Break the rules day
- Big Bash
- Sports Day
- Arts Week

Year group dates:

Year 5/6 parent INSIGHT – Friday 12th December 2025

Year 5 Residential – W/C 30TH March 2026

Year 6 Activities week – Summer 2 (dates TBC)

A meeting regarding the residential will be held on Monday 6th October 2025 at 5pm

Wherever possible, we will endeavour to keep the costs down on school trips. We do rely on the voluntary contribution for events to take place.

We have tried to spread events out through the year and we will let parents know in plenty of time when events are taking place.

YEAR 6 SATS

- Week commencing 11th May 2026
- Monday to Thursday
- No tests on the Friday
- Tests in reading, spelling, grammar and maths
- Class teachers assess writing in June
- Children will be invited into school earlier (8am) for a breakfast Monday to Thursday that week
- Attendance that week is crucial

SECONDARY SCHOOL APPLICATIONS

The online application system will be open from 1 September 2025 to 31 October 2025. If you have any queries, or you are unable to apply online, please call 01803 208908 or email pupil.services@torbay.gov.uk to request an application form.

[Apply via the Citizens Portal](#)


Children born between 1 September 2014 and 31 August 2015 will start Secondary School in September 2026.


Apply online from 1 September 2025 for September 2026 admissions. You must apply by 31 October 2025. If you apply after 31 October your application will be considered late and may be at a disadvantage.

Torbay.gov.uk – Website to apply. Paper copies are available.

How will I know how my child is doing at school?

- ▶ Come in and talk to a member of staff
- ▶ Values board, house points, star badges
- ▶ Seesaw
- ▶ Workshops
- ▶ Reports to parents – end of year
- ▶ Mid-term reports (February)
- ▶ Parents evening in Autumn Term and Spring Term
- ▶ Celebration assembly
- ▶ Fortnightly newsletter





Keeping in contact:

- ▶ Any concerns contact the class teacher via **Seesaw**.
- ▶ There will be a chance at the end of the day to see your child's class teacher.
- ▶ Email: roselandsadmin@rivieraet.co.uk if you need to contact another member of the school team. Members of SLT and Helen our family support worker will be on the school gates at the beginning and end of the day.
- ▶ Use the Reading Record to share that your child has been reading
- ▶ Information on the school website:

www.roselandsprimary.org.uk

Other useful information:

- ▶ Absence and holidays
- ▶ Medication, asthma forms, inhalers and permissions
- ▶ Parent pay



Food and Snacks

Why choose a Caterlink School Meal

We have won a number of awards for using **honest, local produce** and pride ourselves on making **fresh and nutritionally balanced** meals.

Behind **every meal** is a team of dedicated **chefs and nutritionists**. **Did you know?** Most of our meals are made completely from scratch in-house!

We don't add any salt to any of our meals!

Our pizzas are **homemade** and made using **50/50 wholemeal flour** for extra added **fibre!** And our **meat products** are freshly delivered from our local butchers.

We often have **Meat Free Mondays** to support **sustainable eating**. We also have recipes with **Added Plant Power** identified by this logo.

Our **desserts** are **handmade** in house.

On average, our meals contain **37% less free sugars** than the government recommendations for school meals.

Many of our desserts contain hidden **wholegrains** and are **sweetened with fruit** so they count toward **one of your child's 5-a-day!**

Sign-up today!

Please speak to reception.

Per meal, we provide:

- 1 portion of protein
- 1 portion of carbohydrates
- 2 portions of vegetables
- A choice of salad available daily
- Freshly baked bread
- One homemade dessert

We ensure the menu adheres to the **School Food Standards**. That means your child is getting a **well balanced and nutritious** meal through out their school day.

School Meals

These are provided by an outside caterer called Caterlink. Meals are cooked onsite in our own kitchen and served fresh.

Food and Snacks



Packed Lunch

Children may bring a packed lunch instead of the cooked meal.

These are eaten in the school hall/classroom under the supervision of a mealtime assistant.

Cans/bottles of fizzy drink should not be brought into school.

Snacks

Children will be provided with fruit/vegetables during the day when they are hungry, if they would like to bring in their own snack of fruit/vegetables, this is fine too.



Our Safeguarding procedures:

Our school community has a duty to safeguard and promote the welfare of children who are in our care. We have Safeguarding and Child Protection policies and procedures in place, which we refer to in our on our website. All staff, including our volunteers and supply staff, must ensure that they are aware of our procedures.

Sometimes we may need to share information and work in partnership with other agencies when there are concerns about a child's welfare. We will always ensure that our concerns about our pupils are discussed with their parents/carers first unless we have reason to believe that this is not in the child's best interests or a child is at significant risk or in immediate danger.

Our Safeguarding Team:



Helen Braund and Pippa Bastock

Our Inclusion team:



At Roselands we prioritise pastoral support for our children and have an Inclusion Team that oversee the support of a variety of children within the school ensuring every child is receiving the tailored strategies they need. Within this team are our three Pastoral Assistants; Mrs Sinar, Mrs Denham and Mrs Mac.

You can find more information about the work that our pastoral assistants do on our school website.



PSA



The Parent Staff Association (PSA) has been running for many years at Roselands Primary School. We are a small Committee with a growing number of regular volunteers and friends but we are always looking for new members with new ideas. Our aim is to raise funds for the School to benefit all pupils. All the funds we raise go directly to improving the school to helping our children.





Free School Meals

Children are eligible to receive free school meals if their parents are in receipt of any of the following benefits:

- ▶ Income Support
- ▶ Income-based Job Seekers' Allowance
- ▶ Income-related Employment and Support Allowance
- ▶ Support under Part VI of the Immigration and Asylum Act 1999
- ▶ the Guaranteed element of State Pension Credit
- ▶ Child Tax Credit, provided they are not also entitled to Working Tax Credit and have an annual gross income of no more than £16,190, as assessed by Her Majesty's Revenue and Customs.

All parents are requested to complete an application form, copies of which are available on request from the school office. You can also apply online at <http://www.torbay.gov.uk/freeschoolmeals> or click on the link below:


- ▶ <https://www.torbay.gov.uk/freeschoolmeals>



Other information

- ▶ If your child is unwell and, as a result, will be absent from school it is your responsibility to **ring the school office** that morning to inform us of the reason for absence, every morning of illness.
- ▶ If collection arrangements change - please phone the office so that the class teacher gets the message. Teachers may not check Seesaw during the school day.
- ▶ Parent helpers





ANY
QUESTIONS?

