



Roselands Maths Calculation Policy - *Organised by Year Group*

The following pages show the agreed progression in calculation (addition, subtraction, multiplication and division). The consistent use of the CPA (concrete, pictorial, abstract) approach across the school helps children develop mastery across all of the operations in an efficient and reliable way. Manipulatives, resources and visual representation mats are made available to all children. Children are, both, encouraged to access and choose these independently and offered the most suitable resource when appropriate. All classes have a maths resource



Roselands Maths Calculation Policy - Organised by Year Group

Power Maths calculation policy Reception

Children develop the core ideas that underpin all calculation. They begin by connecting calculation with counting on and counting back, but they should learn that understanding wholes and parts will enable them to calculate efficiently and accurately, and with greater flexibility. Children record their calculations in their own ways, there is no expectation of number sentences at this stage, however children may choose this way to record their thinking.

Key language: count, forwards, backwards, whole, part, recombine, break apart, ones, ten, tens, number bond, add, adding together, addition, plus, total, altogether, first, then, now, subtract, subtraction, find the difference, take away, minus, left, less, more, fewer, group, share, equal, equals, is equal to, groups, equal groups, divide, share, shared equally

Addition:

Children start to explore addition by sorting groups. They then use sorting to develop their understanding of parts and wholes.

Children combine groups to find the whole, using a part-whole model to support their thinking. They also use the part-whole model to find number bonds within and to 10.

Using a five frame and ten frame, children add by counting on. They start by finding one more before adding larger numbers using counters or cubes on the frames.

Children use a number track to add by counting on. Linking this learning to playing board games is an effective way to support children's addition.

Subtraction:

Children start to explore subtraction by sorting groups. They use sorting to develop their understanding of parts and wholes.

When comparing groups, children use the language more than and fewer than. This will lead to finding the difference when they move into KS1.

Children then connect subtraction with the idea of counting back and finding one less using a five frame to support their thinking.

They explore subtraction by breaking apart a whole to find a missing part. This links to their developing recall of number bonds.

Children count back within 20 using number tracks and ten frames to see the effect of taking away.

Multiplication and Division:





Children first start to look at the idea of equal groups through their exploration of doubles. They use five frames and objects to check that groups are equal.

Children then explore halving numbers by making two equal groups. They highlight patterns between doubling and halving seeing that double 2 is 4 and half of 4 is 2.

As well as halving, children also explore sharing into more than two equal groups. They share objects one by one, ensuring that each group has an equal share.

Roselands Maths Calculation Policy - Organised by Year Group


Reception

	Real-life representation	Other representations
Addition	<p>Counting and adding more (within 5)</p> <p>Children add one more person or object to a group to find one more.</p>  <p><i>One more than 3 is 4.</i></p>	<p>Counting and adding more (within 5)</p> <p>Children represent first, then, now stories on a five frame. They make the first number and then add one more.</p> <p>First</p>  <p>Then</p>  <p>Now</p>  <p><i>First, there are 3 bikes. Then, 1 more bike came. Now, there are 4 bikes.</i></p>

Roselands Maths Calculation Policy - Organised by Year Group

Combining groups to find the whole

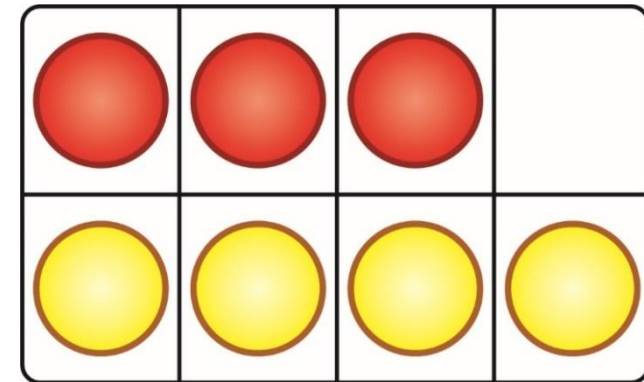
Children sort people and objects into parts and combine them to find the whole.



The parts are 3 and 4. The whole is 7.

Combining groups to find the whole

Children use counters or cubes in a part-whole model to find the whole.

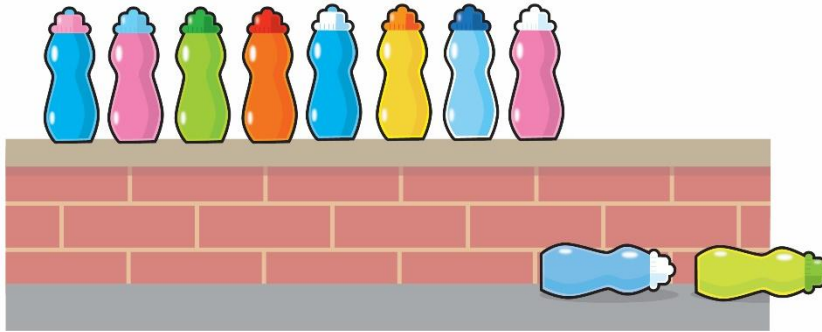


The parts are 3 and 4. The whole is 7.

Roselands Maths Calculation Policy - Organised by Year Group

Finding number bonds to 10

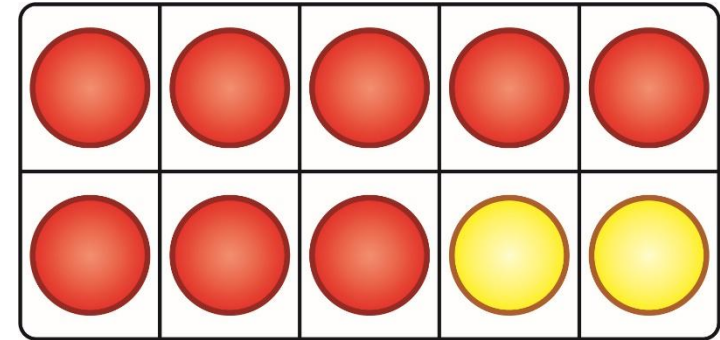
Children combine two groups to find a number bond to 10.




*There are 8 bottles on the wall.
There are 2 bottles on the floor.
There are 10 bottles altogether.*

Finding number bonds to 10

Use ten frames and part-whole models to represent key number bonds.



*8 and 2 is 10.
There are 10 altogether.*



*6 and 4 is 10.
There are 10 altogether.*

Roselands Maths Calculation Policy - Organised by Year Group

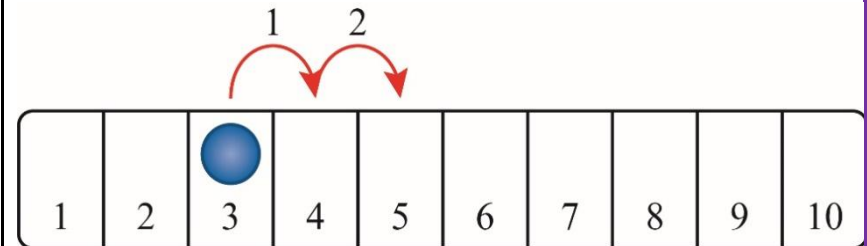
Adding by counting on (number track)

Children jump along a physical number track. They start at the larger number and count on the smaller number to find the total.



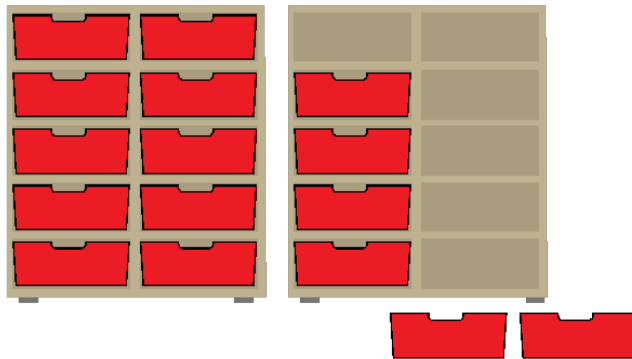
Adding by counting on (number track)

Children use a number track and a counter. They start at the larger number and count on the smaller number to find the total.



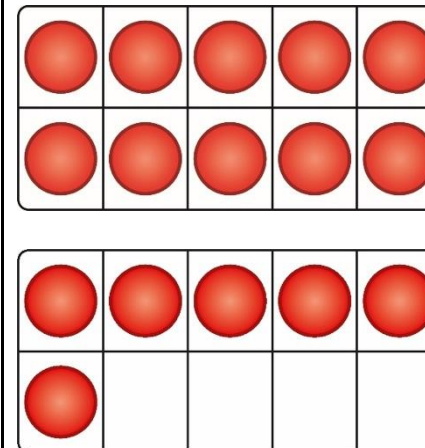
Adding by counting on (ten frames)

Children find the total number by counting on from the larger number.



Adding by counting on (ten frames)

Children make the larger number on the ten frames and then make the smaller number, counting on to find the total. They can use counters, cubes or other objects on the ten frames.



Roselands Maths Calculation Policy - Organised by Year Group

Sorting groups (optional)

Children sort everyday objects into groups.



Roselands Maths Calculation Policy - Organised by Year Group

Subtraction

Comparing groups

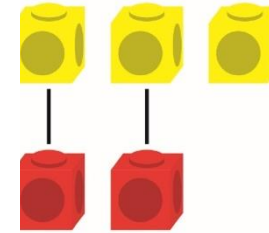
Children line up objects to compare the amount. They line the objects up either horizontally or vertically.



*Ella has more conkers.
Tom has fewer conkers.*

Comparing groups

Children line up cubes or counters to compare the amount in each group. Lines can either be horizontal or vertical. A starting line helps to line the objects accurately.



*There are more yellow cubes.
There are fewer red cubes.*

Roselands Maths Calculation Policy - Organised by Year Group

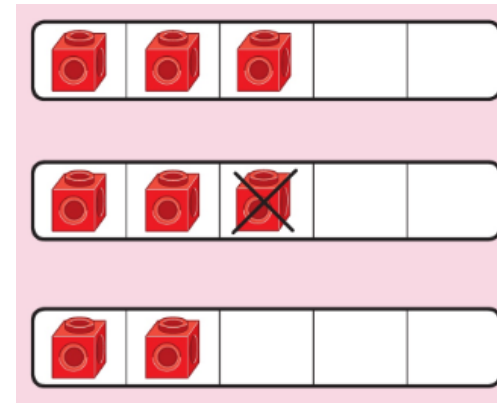
Counting back and taking away (within 5)

Children remove one more person or object from a group to find one less.

*First, there were 3 children.
Then, 1 child left.
Now, there are 2 children.*

Counting back and taking away (within 5)

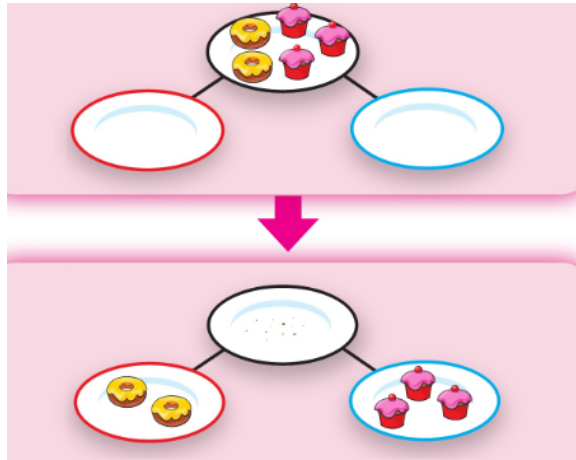
Children use five frames and objects to make a number. They then remove or cross out one object to find one less.





Roselands Maths Calculation Policy - Organised by Year Group

Introducing the part-whole model

Children sort everyday objects into parts.

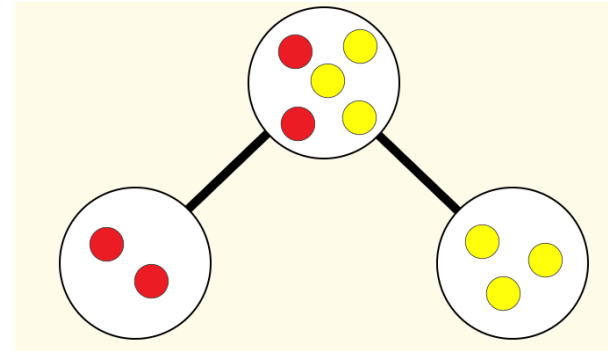


One part is the 

The other part is the 

Introducing the part-whole model

Children use counters or cubes to represent objects in a part-whole model.



The whole is 5.
2 is a part.
3 is a part.

Roselands Maths Calculation Policy - Organised by Year Group

Finding number bonds to 10

Children partition 10 into different groups to find the number bonds to 10.



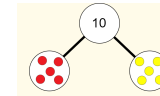
Children begin to work with subtraction number bonds. They break apart 10 to identify different number bonds to 10.



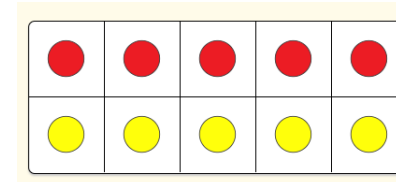
*10 are bouncing.
2 get off.
8 are left.
 $10 - 2 = 8$*

Finding number bonds to 10

Children use part-whole models, ten frames and counters to find the number bonds to 10.

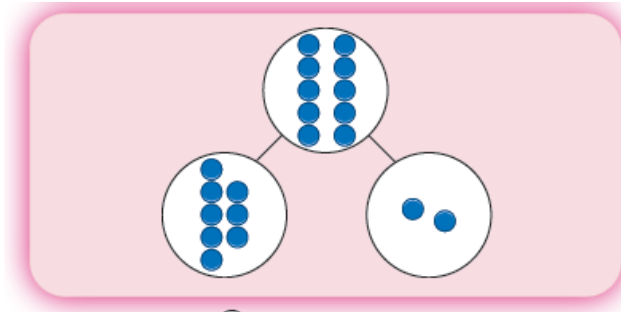


*10 is the whole.
5 is a part and 5 is a part.*



*10 is the whole.
5 is a part and 5 is a part.*

Children use part-whole models, and counters to find missing parts and the subtraction number bonds to 10.




The parts are 8 and 2. 10 is the whole.

Roselands Maths Calculation Policy - Organised by Year Group

Counting back and taking away (number track)

Children use game boards and human number tracks to subtract by counting back.

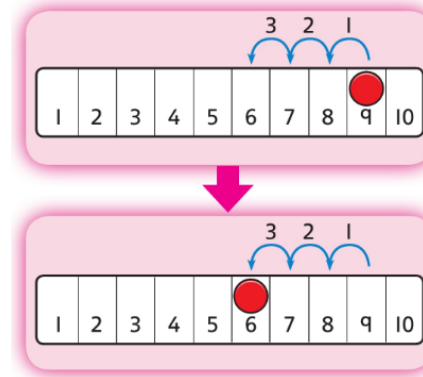


9 take away 3 equals 6

9...8...7...6

Counting back and taking away (number track)

Children use a number track and a counter. They start at the larger number and count back the smaller number to find the answer.



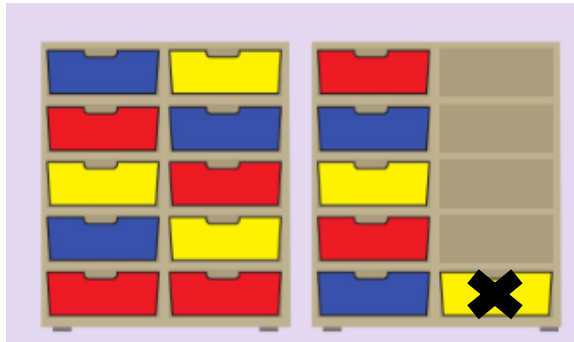
9 take away 3 equals 6

9...8...7...6

Roselands Maths Calculation Policy - Organised by Year Group

Counting back and taking away (ten frames)

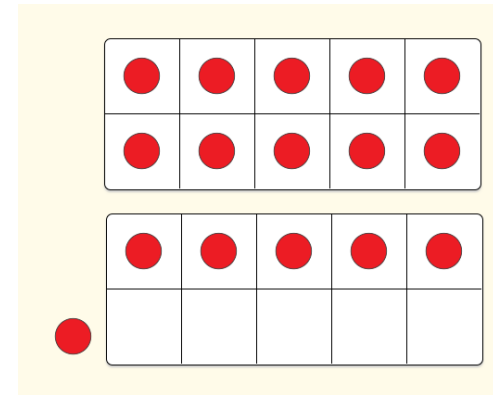
Children count backwards to find one less with numbers up to 20.



One less than 16 is 15.

Counting back and taking away (ten frames)

Children remove counters from ten frames to support in counting back with numbers up to 20.



One less than 16 is 15.

Sorting groups (optional)

Children sort everyday objects into groups.



Roselands Maths Calculation Policy - Organised by Year Group

Multiplication

Making doubles

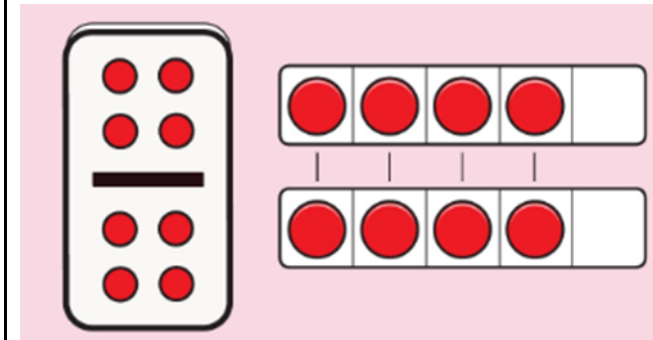
Children explore doubles in their environment including in games such as on dominoes or dice. They focus on the understanding of doubles being 2 equal groups.



Double 4 is 8.
Double 2 is 4.
Double 3 is 6.

Making doubles

Children use five frames to find doubles by lining up counters or cubes.




Double 4 is 8.

Roselands Maths Calculation Policy - Organised by Year Group

Division

Halving and sharing

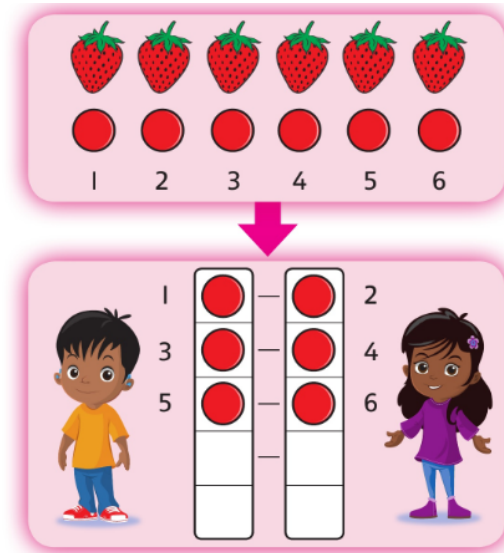
Children explore halving and sharing through practical sharing using real life scenarios including sharing fruit or classroom equipment.



Half of 8 is 4.

Halving and sharing

Children use five frames to share amounts fairly and to check that the groups are equal. They share the counters/cubes one by one.



Half of 6 is 3.



Roselands Maths Calculation Policy - *Organised by Year Group*

KEY STAGE 1

Children develop the core ideas that underpin all calculation. They begin by connecting calculation with counting on and counting back, but they should learn that understanding wholes and parts will enable them to calculate efficiently and accurately, and with greater flexibility. They learn how to use an understanding of 10s and 1s to develop their calculation strategies, especially in addition and subtraction.

Key language: whole, part, ones, ten, tens, number bond, add, addition, plus, total, altogether, subtract, subtraction, find the difference, take away, minus, less, more, group, share, equal, equals, is equal to, groups, equal groups, times, multiply, multiplied by, divide, share, shared equally, times-table



Roselands Maths Calculation Policy - Organised by Year Group

Addition and subtraction: Children first learn to connect addition and subtraction with counting, but they soon develop two very important skills: an understanding of parts and wholes, and an understanding of unitising 10s, to develop efficient and effective calculation strategies based on known number bonds and an increasing awareness of place value. Addition and subtraction are taught in a way that is interlinked to highlight the link between the two operations.

A key idea is that children will select methods and approaches based on their number sense. For example, in Year 1, when faced with $15 - 3$ and $15 - 13$, they will adapt their ways of approaching the calculation appropriately. The teaching should always emphasise the importance of mathematical thinking to ensure accuracy and flexibility of approach, and the importance of using known number facts to harness their recall of bonds within 20 to support both addition and subtraction methods.

In Year 2, they will start to see calculations presented in a column format, although this is not expected to be formalised until KS2. We show the

Multiplication and division: Children develop an awareness of equal groups and link this with counting in equal steps, starting with 2s, 5s and 10s. In Year 2, they learn to connect the language of equal groups with the mathematical symbols for multiplication and division.

They learn how multiplication and division can be related to repeated addition and repeated subtraction to find the answer to the calculation.

In this key stage, it is vital that children explore and experience a variety of strong images and manipulative representations of equal groups, including concrete experiences as well as abstract calculations.

Children begin to recall some key multiplication facts, including doubles, and an understanding of the 2, 5 and 10 times-tables and how they are related to counting.


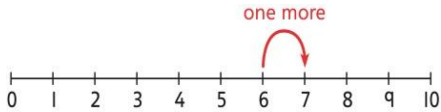
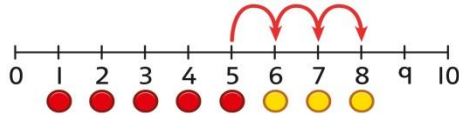
Fractions: In Year 1, children encounter halves and quarters, and link this with their understanding of sharing. They experience key spatial representations of these fractions, and learn to recognise examples and non-examples, based on their awareness of equal parts of a whole.

In Year 2, they develop an awareness of unit fractions and experience non-unit fractions, and they learn to write them and read them in the common format of numerator and denominator.


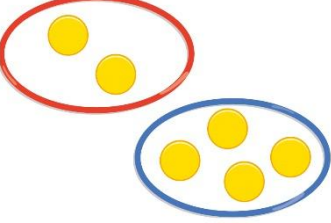
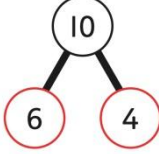




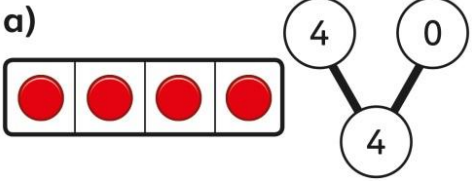
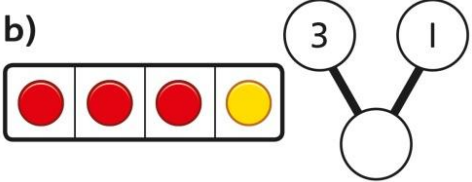
Roselands Maths Calculation Policy - Organised by Year Group

<p>column method in Year 2 as an option; teachers may not wish to include it until Year 3.</p>		
--	--	--

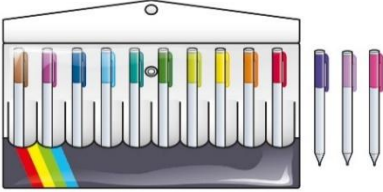
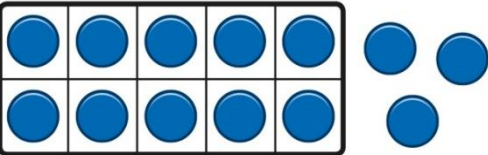
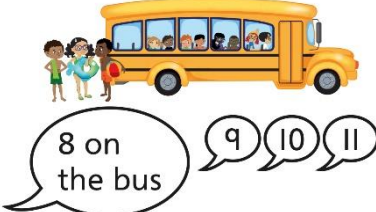
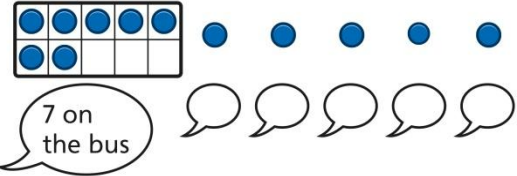
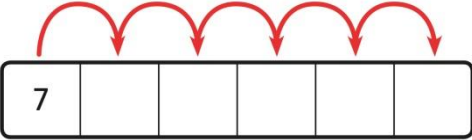


Year 1

	Concrete	Pictorial	Abstract
<p>Year 1 Addition</p>	<p>Counting and adding more Children add one more person or object to a group to find one more.</p>	<p>Counting and adding more Children add one more cube or counter to a group to represent one more.</p>  <p><i>One more than 4 is 5.</i></p>	<p>Counting and adding more Use a number line to understand how to link counting on with finding one more.</p>  <p><i>One more than 6 is 7. 7 is one more than 6.</i></p> <p>Learn to link counting on with adding more than one.</p>  <p>$5 + 3 = 8$</p>
	<p>Understanding part-part-whole relationship Sort people and objects into parts and understand the relationship with the whole.</p>	<p>Understanding part-part-whole relationship Children draw to represent the parts and understand the relationship with the whole.</p>	<p>Understanding part-part-whole relationship Use a part-whole model to represent the numbers.</p>


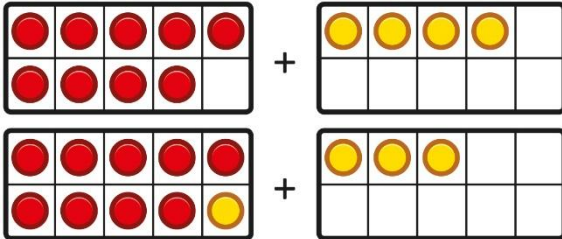
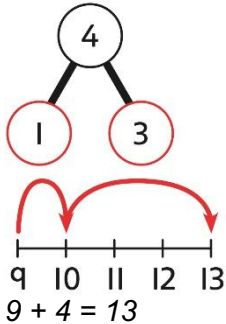


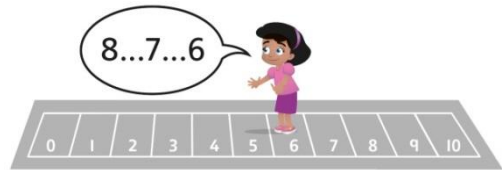
Roselands Maths Calculation Policy - Organised by Year Group

	 <p>The parts are 2 and 4. The whole is 6.</p>	 <p>The parts are 1 and 5. The whole is 6.</p>	 $\boxed{6} + \boxed{4} = \boxed{10}$ $6 + 4 = 10$
	<p>Knowing and finding number bonds within 10 Break apart a group and put back together to find and form number bonds.</p>  $3 + 4 = 7$  $6 = 2 + 4$	<p>Knowing and finding number bonds within 10 Use five and ten frames to represent key number bonds.</p>  $5 = 4 + 1$  $10 = 7 + 3$	<p>Knowing and finding number bonds within 10 Use a part-whole model alongside other representations to find number bonds. Make sure to include examples where one of the parts is zero.</p> <p>a)</p>  <p>b)</p>  $4 + 0 = 4$ $3 + 1 = 4$

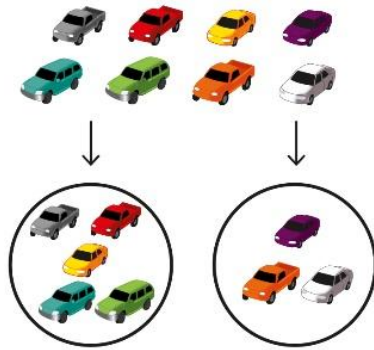
Roselands Maths Calculation Policy - Organised by Year Group

	<p>Understanding teen numbers as a complete 10 and some more Complete a group of 10 objects and count more.</p>  <p><i>13 is 10 and 3 more.</i></p>	<p>Understanding teen numbers as a complete 10 and some more Use a ten frame to support understanding of a complete 10 for teen numbers.</p>  <p><i>13 is 10 and 3 more.</i></p>	<p>Understanding teen numbers as a complete 10 and some more.</p> <p><i>1 ten and 3 ones equal 13.</i> $10 + 3 = 13$</p>
	<p>Adding by counting on Children use knowledge of counting to 20 to find a total by counting on using people or objects.</p> 	<p>Adding by counting on Children use counters to support and represent their counting on strategy.</p> 	<p>Adding by counting on Children use number lines or number tracks to support their counting on strategy.</p>  <p>$7 + 5 = \square$</p>
	<p>Adding the 1s Children use bead strings to recognise how to add the 1s to find the total efficiently.</p>  <p>$2 + 3 = 5$ $12 + 3 = 15$</p>	<p>Adding the 1s Children represent calculations using ten frames to add a teen and 1s.</p>  <p>$2 + 3 = 5$</p>	<p>Adding the 1s Children recognise that a teen is made from a 10 and some 1s and use their knowledge of addition within 10 to work efficiently.</p> <p>$3 + 5 = 8$ So, $13 + 5 = 18$</p>

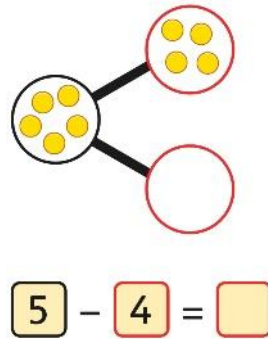
Roselands Maths Calculation Policy - Organised by Year Group

	<p>Bridging the 10 using number bonds Children use a bead string to complete a 10 and understand how this relates to the addition.</p>  <p>7 add 3 makes 10. So, 7 add 5 is 10 and 2 more.</p>	<p>$12 + 3 = 15$</p> <p>Bridging the 10 using number bonds Children use counters to complete a ten frame and understand how they can add using knowledge of number bonds to 10.</p> 	<p>Bridging the 10 using number bonds Use a part-whole model and a number line to support the calculation.</p>  <p>$9 + 4 = 13$</p>
<p>Year 1 Subtraction</p>	<p>Counting back and taking away Children arrange objects and remove to find how many are left.</p>  <p>1 less than 6 is 5. 6 subtract 1 is 5.</p>	<p>Counting back and taking away Children draw and cross out or use counters to represent objects from a problem.</p>  <p>$9 - \square = \square$ There are <input type="text"/> children left.</p>	<p>Counting back and taking away Children count back to take away and use a number line or number track to support the method.</p>  <p>$9 - 3 = 6$</p>
	<p>Finding a missing part, given a whole and a part Children separate a whole into parts and understand how one part can be found by subtraction.</p>	<p>Finding a missing part, given a whole and a part Children represent a whole and a part and understand how to find the missing part by subtraction.</p>	<p>Finding a missing part, given a whole and a part Children use a part-whole model to support the subtraction to find a missing part.</p>

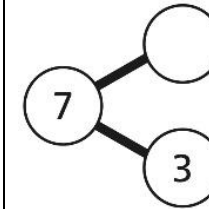
Roselands Maths Calculation Policy - Organised by Year Group



$$8 - 5 = ?$$

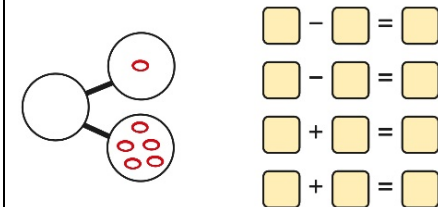


$$5 - 4 = \square$$



$$7 - 3 = ?$$

Children develop an understanding of the relationship between addition and subtraction facts in a part-whole model.



Finding the difference

Arrange two groups so that the difference between the groups can be worked out.



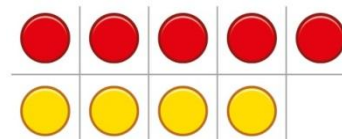
8 is 2 more than 6.

6 is 2 less than 8.

The difference between 8 and 6 is 2.

Finding the difference

Represent objects using sketches or counters to support finding the difference.

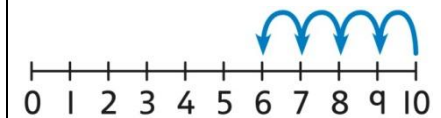


$$5 - 4 = 1$$

The difference between 5 and 4 is 1.

Finding the difference


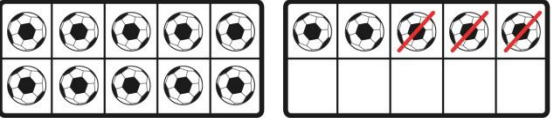

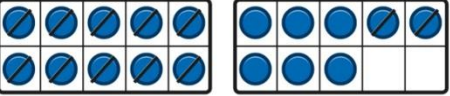
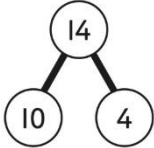
Children understand 'find the difference' as subtraction.



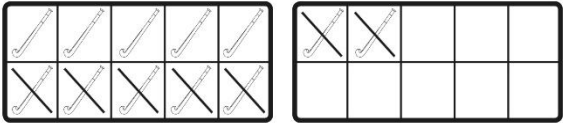
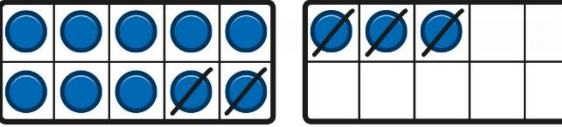
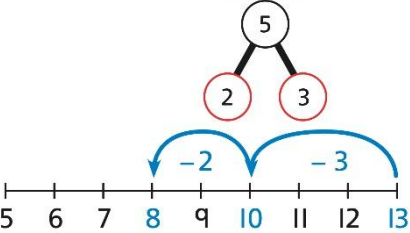







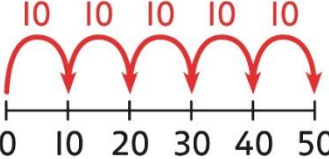
$$10 - 4 = 6$$

The difference between 10 and 6 is 4.



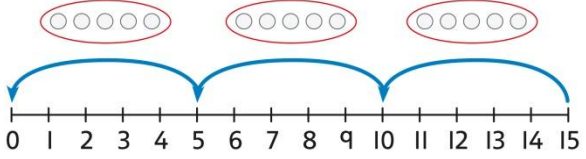
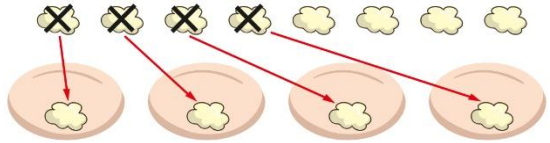

Roselands Maths Calculation Policy - Organised by Year Group

	<p>Subtraction within 20 Understand when and how to subtract 1s efficiently.</p> <p>Use a bead string to subtract 1s efficiently.</p>  $5 - 3 = 2$ $15 - 3 = 12$	<p>Subtraction within 20 Understand when and how to subtract 1s efficiently.</p>  $5 - 3 = 2$ $15 - 3 = 12$	<p>Subtraction within 20 Understand how to use knowledge of bonds within 10 to subtract efficiently.</p> $5 - 3 = 2$ $15 - 3 = 12$
	<p>Subtracting 10s and 1s For example: $18 - 12$</p> <p>Subtract 12 by first subtracting the 10, then the remaining 2.</p>  <p><i>First subtract the 10, then take away 2.</i></p>	<p>Subtracting 10s and 1s For example: $18 - 12$</p> <p>Use ten frames to represent the efficient method of subtracting 12.</p>  <p><i>First subtract the 10, then subtract 2.</i></p>	<p>Subtracting 10s and 1s Use a part-whole model to support the calculation.</p>  $19 - 14$ $19 - 10 = 9$ $9 - 4 = 5$ <p><i>So, $19 - 14 = 5$</i></p>
	<p>Subtraction bridging 10 using number bonds For example: $12 - 7$</p> <p>Arrange objects into a 10 and some 1s, then decide on how to split the 7 into parts.</p>	<p>Subtraction bridging 10 using number bonds Represent the use of bonds using ten frames.</p>	<p>Subtraction bridging 10 using number bonds Use a number line and a part-whole model to support the method.</p> $13 - 5$

Roselands Maths Calculation Policy - Organised by Year Group

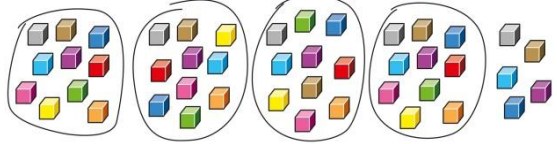

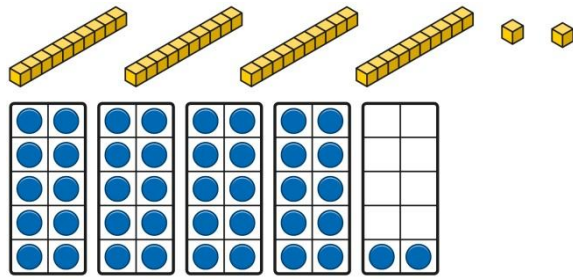







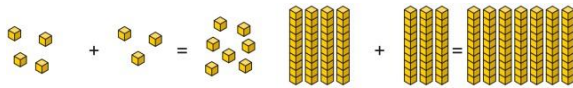
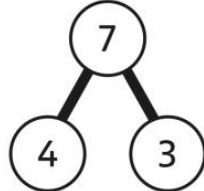
	 <p><i>7 is 2 and 5, so I take away the 2 and then the 5.</i></p>	 <p><i>For $13 - 5$, I take away 3 to make 10, then take away 2 to make 8.</i></p>																																																			
<p>Year 1 Multiplication</p>	<p>Recognising and making equal groups Children arrange objects in equal and unequal groups and understand how to recognise whether they are equal.</p> <p>A  B  C </p>	<p>Recognising and making equal groups Children draw and represent equal and unequal groups.</p> <p>A  B </p>	<p>Describe equal groups using words</p> <p><i>Three equal groups of 4. Four equal groups of 3.</i></p>																																																		
	<p>Finding the total of equal groups by counting in 2s, 5s and 10s</p>  <p>There are 5 pens in each pack ... 5...10...15...20...25...30...35...40...</p>	<p>Finding the total of equal groups by counting in 2s, 5s and 10s 100 squares and ten frames support counting in 2s, 5s and 10s.</p>  <table border="1" data-bbox="965 1134 1220 1268"> <tbody> <tr><td>1</td><td>2</td><td>3</td><td>4</td><td>5</td><td>6</td><td>7</td><td>8</td><td>9</td><td>10</td></tr> <tr><td>11</td><td>12</td><td>13</td><td>14</td><td>15</td><td>16</td><td>17</td><td>18</td><td>19</td><td>20</td></tr> <tr><td>21</td><td>22</td><td>23</td><td>24</td><td>25</td><td>26</td><td>27</td><td>28</td><td>29</td><td>30</td></tr> <tr><td>31</td><td>32</td><td>33</td><td>34</td><td>35</td><td>36</td><td>37</td><td>38</td><td>39</td><td>40</td></tr> <tr><td>41</td><td>42</td><td>43</td><td>44</td><td>45</td><td>46</td><td>47</td><td>48</td><td>49</td><td>50</td></tr> </tbody> </table>	1	2	3	4	5	6	7	8	9	10	11	12	13	14	15	16	17	18	19	20	21	22	23	24	25	26	27	28	29	30	31	32	33	34	35	36	37	38	39	40	41	42	43	44	45	46	47	48	49	50	<p>Finding the total of equal groups by counting in 2s, 5s and 10s Use a number line to support repeated addition through counting in 2s, 5s and 10s.</p> 
1	2	3	4	5	6	7	8	9	10																																												
11	12	13	14	15	16	17	18	19	20																																												
21	22	23	24	25	26	27	28	29	30																																												
31	32	33	34	35	36	37	38	39	40																																												
41	42	43	44	45	46	47	48	49	50																																												
<p>Year 1 Division</p>	<p>Grouping Learn to make equal groups from a whole and find how many equal groups of a certain size can be made.</p>	<p>Grouping Represent a whole and work out how many equal groups.</p>	<p>Grouping Children may relate this to counting back in steps of 2, 5 or 10.</p>																																																		

Roselands Maths Calculation Policy - Organised by Year Group


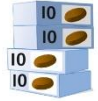






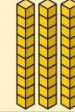





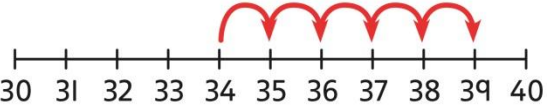







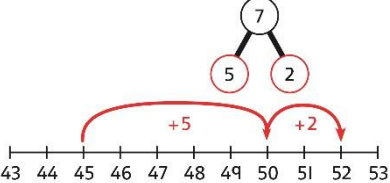
<p>Sort a whole set people and objects into equal groups.</p>  <p><i>There are 10 children altogether. There are 2 in each group. There are 5 groups.</i></p>	 <p><i>There are 10 in total. There are 5 in each group. There are 2 groups.</i></p>	
<p>Sharing Share a set of objects into equal parts and work out how many are in each part.</p> 	<p>Sharing Sketch or draw to represent sharing into equal parts. This may be related to fractions.</p> 	<p>Sharing <i>10 shared into 2 equal groups gives 5 in each group.</i></p>

Roselands Maths Calculation Policy - Organised by Year Group

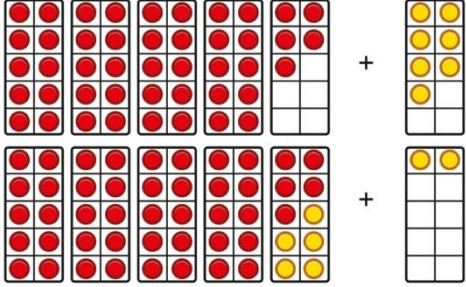
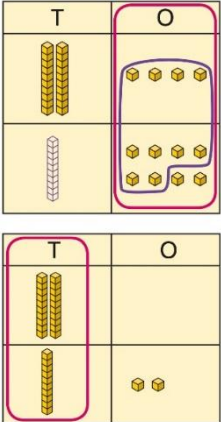
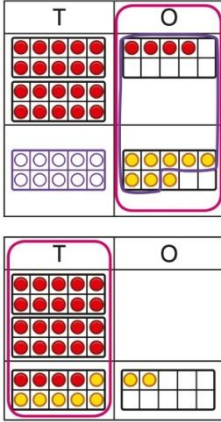


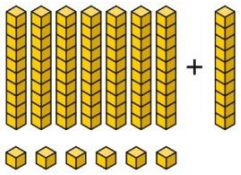
Year 2

	Concrete	Pictorial	Abstract										
Year 2 Addition													
Understanding 10s and 1s	<p>Group objects into 10s and 1s.</p>  <p>Bundle straws to understand unitising of 10s.</p> 	<p>Understand 10s and 1s equipment, and link with visual representations on ten frames.</p> 	<p>Represent numbers on a place value grid, using equipment or numerals.</p> <table border="1" data-bbox="1556 582 1870 917"> <thead> <tr> <th>Tens</th> <th>Ones</th> </tr> </thead> <tbody> <tr> <td></td> <td></td> </tr> <tr> <td>3</td> <td>2</td> </tr> <tr> <th>Tens</th> <th>Ones</th> </tr> <tr> <td>4</td> <td>3</td> </tr> </tbody> </table>	Tens	Ones			3	2	Tens	Ones	4	3
Tens	Ones												
													
3	2												
Tens	Ones												
4	3												
Adding 10s	<p>Use known bonds and unitising to add 10s.</p>  <p><i>I know that 4 + 3 = 7. So, I know that 4 tens add 3 tens is 7 tens.</i></p>	<p>Use known bonds and unitising to add 10s.</p>  <p><i>I know that 4 + 3 = 7. So, I know that 4 tens add 3 tens is 7 tens.</i></p>	<p>Use known bonds and unitising to add 10s.</p>  <p>4 + 3 = <input type="text"/></p> <p>4 + 3 = 7 4 tens + 3 tens = 7 tens 40 + 30 = 70</p>										



















Roselands Maths Calculation Policy - Organised by Year Group

<p>Adding a 1-digit number to a 2-digit number not bridging a 10</p>	<p>Add the 1s to find the total. Use known bonds within 10.</p>  <p><i>41 is 4 tens and 1 one. 41 add 6 ones is 4 tens and 7 ones.</i></p> <p>This can also be done in a place value grid.</p> <table border="1" data-bbox="360 727 624 1002"> <thead> <tr> <th>T</th> <th>O</th> </tr> </thead> <tbody> <tr> <td>  </td> <td>  </td> </tr> <tr> <td></td> <td>  </td> </tr> </tbody> </table>	T	O					<p>Add the 1s.</p>  <p><i>34 is 3 tens and 4 ones. 4 ones and 5 ones are 9 ones. The total is 3 tens and 9 ones.</i></p> <table border="1" data-bbox="958 667 1238 951"> <thead> <tr> <th>T</th> <th>O</th> </tr> </thead> <tbody> <tr> <td>  </td> <td>  </td> </tr> <tr> <td></td> <td>  </td> </tr> </tbody> </table>	T	O					<p>Add the 1s.</p> <p>Understand the link between counting on and using known number facts. Children should be encouraged to use known number bonds to improve efficiency and accuracy.</p>  <p>This can be represented horizontally or vertically.</p> <p>$34 + 5 = 39$</p> <p>or</p> <table border="1" data-bbox="1576 911 1727 1123"> <thead> <tr> <th>T</th> <th>O</th> </tr> </thead> <tbody> <tr> <td>3</td> <td>4</td> </tr> <tr> <td>+</td> <td>5</td> </tr> <tr> <td colspan="2"><hr/></td> </tr> <tr> <td></td> <td>9</td> </tr> </tbody> </table>	T	O	3	4	+	5	<hr/>			9
T	O																								
																									
																									
T	O																								
																									
																									
T	O																								
3	4																								
+	5																								
<hr/>																									
	9																								
<p>Adding a 1-digit number to a 2-digit number bridging 10</p>	<p>Complete a 10 using number bonds.</p>  <p><i>There are 4 tens and 5 ones.</i></p>	<p>Complete a 10 using number bonds.</p>	<p>Complete a 10 using number bonds.</p> 																						

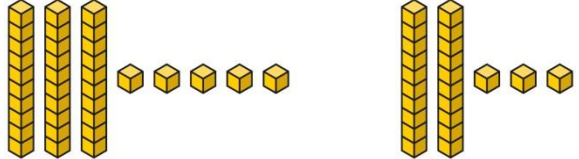
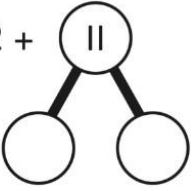
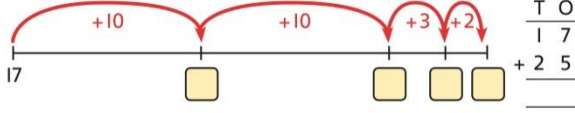
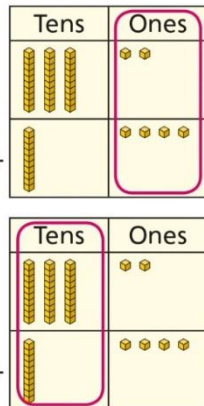
Roselands Maths Calculation Policy - Organised by Year Group

	<p><i>I need to add 7. I will use 5 to complete a 10, then add 2 more.</i></p>		$7 = 5 + 2$ $45 + 5 + 2 = 52$
<p>Adding a 1-digit number to a 2-digit number using exchange</p>	<p>Exchange 10 ones for 1 ten.</p> 	<p>Exchange 10 ones for 1 ten.</p> 	<p>Exchange 10 ones for 1 ten.</p> 
<p>Adding a multiple of 10 to a 2-digit number</p>	<p>Add the 10s and then recombine.</p>  <p><i>27 is 2 tens and 7 ones. 50 is 5 tens.</i></p> <p><i>There are 7 tens in total and 7 ones.</i></p>	<p>Add the 10s and then recombine.</p>  <p><i>66 is 6 tens and 6 ones. 66 + 10 = 76</i></p>	<p>Add the 10s and then recombine.</p> $37 + 20 = ?$ $30 + 20 = 50$ $50 + 7 = 57$ $37 + 20 = 57$

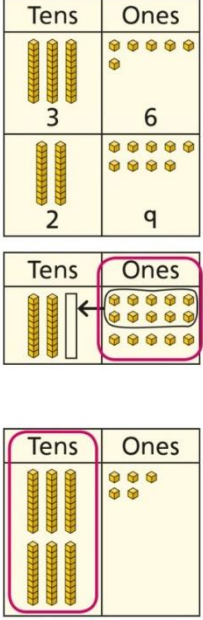
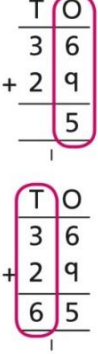
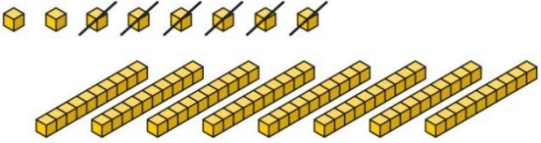

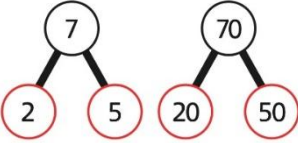
Roselands Maths Calculation Policy - Organised by Year Group

	<p>So, $27 + 50$ is 7 tens and 7 ones.</p>	<p>A 100 square can support this understanding.</p> <table border="1" data-bbox="958 347 1200 587"> <tr><td>1</td><td>2</td><td>3</td><td>4</td><td>5</td><td>6</td><td>7</td><td>8</td><td>9</td><td>10</td></tr> <tr><td>11</td><td>12</td><td>13</td><td>14</td><td>15</td><td>16</td><td>17</td><td>18</td><td>19</td><td>20</td></tr> <tr><td>21</td><td>22</td><td>23</td><td>24</td><td>25</td><td>26</td><td>27</td><td>28</td><td>29</td><td>30</td></tr> <tr><td>31</td><td>32</td><td>33</td><td>34</td><td>35</td><td>36</td><td>37</td><td>38</td><td>39</td><td>40</td></tr> <tr><td>41</td><td>42</td><td>43</td><td>44</td><td>45</td><td>46</td><td>47</td><td>48</td><td>49</td><td>50</td></tr> <tr><td>51</td><td>52</td><td>53</td><td>54</td><td>55</td><td>56</td><td>57</td><td>58</td><td>59</td><td>60</td></tr> <tr><td>61</td><td>62</td><td>63</td><td>64</td><td>65</td><td>66</td><td>67</td><td>68</td><td>69</td><td>70</td></tr> <tr><td>71</td><td>72</td><td>73</td><td>74</td><td>75</td><td>76</td><td>77</td><td>78</td><td>79</td><td>80</td></tr> <tr><td>81</td><td>82</td><td>83</td><td>84</td><td>85</td><td>86</td><td>87</td><td>88</td><td>89</td><td>90</td></tr> <tr><td>91</td><td>92</td><td>93</td><td>94</td><td>95</td><td>96</td><td>97</td><td>98</td><td>99</td><td>100</td></tr> </table>	1	2	3	4	5	6	7	8	9	10	11	12	13	14	15	16	17	18	19	20	21	22	23	24	25	26	27	28	29	30	31	32	33	34	35	36	37	38	39	40	41	42	43	44	45	46	47	48	49	50	51	52	53	54	55	56	57	58	59	60	61	62	63	64	65	66	67	68	69	70	71	72	73	74	75	76	77	78	79	80	81	82	83	84	85	86	87	88	89	90	91	92	93	94	95	96	97	98	99	100	
1	2	3	4	5	6	7	8	9	10																																																																																														
11	12	13	14	15	16	17	18	19	20																																																																																														
21	22	23	24	25	26	27	28	29	30																																																																																														
31	32	33	34	35	36	37	38	39	40																																																																																														
41	42	43	44	45	46	47	48	49	50																																																																																														
51	52	53	54	55	56	57	58	59	60																																																																																														
61	62	63	64	65	66	67	68	69	70																																																																																														
71	72	73	74	75	76	77	78	79	80																																																																																														
81	82	83	84	85	86	87	88	89	90																																																																																														
91	92	93	94	95	96	97	98	99	100																																																																																														
<p>Adding a multiple of 10 to a 2-digit number using columns</p>	<p>Add the 10s using a place value grid to support.</p> <table border="1" data-bbox="360 715 665 1061"> <thead> <tr> <th>T</th> <th>O</th> </tr> </thead> <tbody> <tr> <td></td> <td></td> </tr> <tr> <td></td> <td></td> </tr> </tbody> </table> <p>16 is 1 ten and 6 ones. 30 is 3 tens. There are 4 tens and 6 ones in total.</p>	T	O					<p>Add the 10s using a place value grid to support.</p> <table border="1" data-bbox="958 715 1256 1053"> <thead> <tr> <th>T</th> <th>O</th> </tr> </thead> <tbody> <tr> <td></td> <td></td> </tr> <tr> <td></td> <td></td> </tr> </tbody> </table> <p>16 is 1 ten and 6 ones. 30 is 3 tens. There are 4 tens and 6 ones in total.</p>	T	O					<p>Add the 10s represented vertically. Children must understand how the method relates to unitising of 10s and place value.</p> <table border="1" data-bbox="1579 750 1765 1005"> <thead> <tr> <th>T</th> <th>O</th> </tr> </thead> <tbody> <tr> <td>1</td> <td>6</td> </tr> <tr> <td>+ 3</td> <td>0</td> </tr> <tr> <td>4</td> <td>6</td> </tr> </tbody> </table> <p>$1 + 3 = 4$ 1 ten + 3 tens = 4 tens $16 + 30 = 46$</p>	T	O	1	6	+ 3	0	4	6																																																																																
T	O																																																																																																						
																																																																																																							
																																																																																																							
T	O																																																																																																						
																																																																																																							
																																																																																																							
T	O																																																																																																						
1	6																																																																																																						
+ 3	0																																																																																																						
4	6																																																																																																						
<p>Adding two 2-digit numbers</p>	<p>Add the 10s and 1s separately.</p>	<p>Add the 10s and 1s separately. Use a part-whole model to support.</p>	<p>Add the 10s and the 1s separately, bridging 10s where required. A number line can support the calculations.</p>																																																																																																				

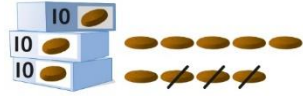
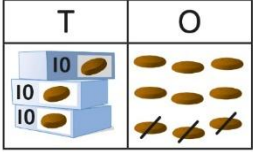
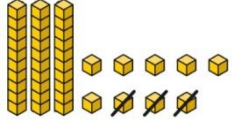
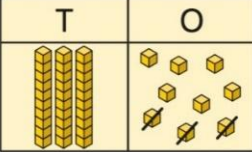
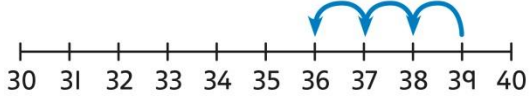
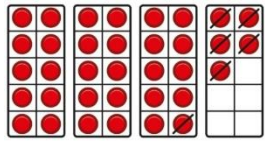

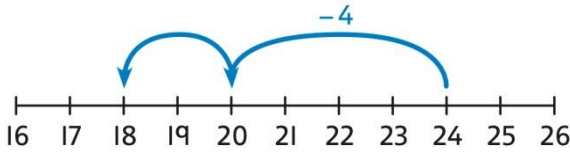
Roselands Maths Calculation Policy - Organised by Year Group

	 <p> $5 + 3 = 8$ <i>There are 8 ones in total.</i> </p> <p> $3 + 2 = 5$ <i>There are 5 tens in total.</i> </p> <p> $35 + 23 = 58$ </p>	 <p> $11 = 10 + 1$ $32 + 10 = 42$ $42 + 1 = 43$ </p> <p> $32 + 11 = 43$ </p>	 <p> $17 + 25$ </p> <table border="0" style="float: right;"> <tr><td>T</td><td>O</td></tr> <tr><td>1</td><td>7</td></tr> <tr><td>+</td><td>2</td></tr> <tr><td>5</td><td></td></tr> <tr><td>—</td><td>—</td></tr> </table>	T	O	1	7	+	2	5		—	—												
T	O																								
1	7																								
+	2																								
5																									
—	—																								
<p>Adding two 2-digit numbers using a place value grid</p>	<p>Add the 1s. Then add the 10s.</p> 		<p>Add the 1s. Then add the 10s.</p> <table border="0" style="margin-bottom: 20px;"> <tr><td>T</td><td>O</td></tr> <tr><td>3</td><td>2</td></tr> <tr><td>+</td><td>1</td></tr> <tr><td></td><td>4</td></tr> <tr><td>—</td><td>—</td></tr> <tr><td></td><td>6</td></tr> </table> <table border="0"> <tr><td>T</td><td>O</td></tr> <tr><td>3</td><td>2</td></tr> <tr><td>+</td><td>1</td></tr> <tr><td>4</td><td>6</td></tr> <tr><td>—</td><td>—</td></tr> </table>	T	O	3	2	+	1		4	—	—		6	T	O	3	2	+	1	4	6	—	—
T	O																								
3	2																								
+	1																								
	4																								
—	—																								
	6																								
T	O																								
3	2																								
+	1																								
4	6																								
—	—																								
<p>Adding two 2-digit numbers with exchange</p>	<p>Add the 1s. Exchange 10 ones for a ten. Then add the 10s.</p>		<p>Add the 1s. Exchange 10 ones for a ten. Then add the 10s.</p>																						

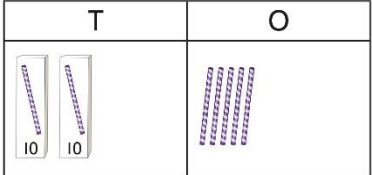
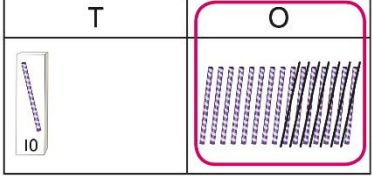
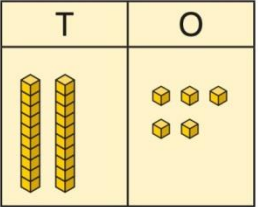
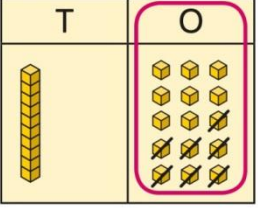
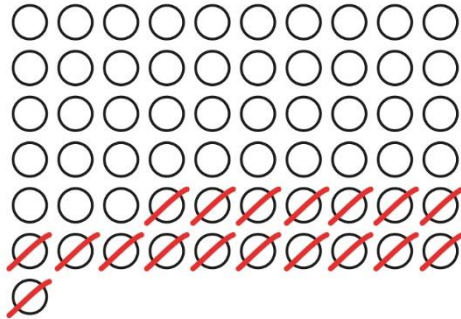
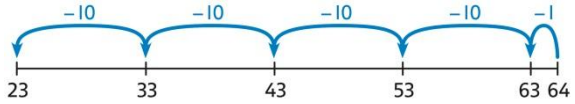
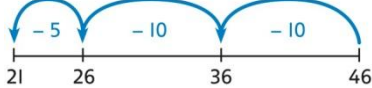
Roselands Maths Calculation Policy - Organised by Year Group

			
<p>Year 2 Subtraction</p>			
<p>Subtracting multiples of 10</p>	<p>Use known number bonds and unitising to subtract multiples of 10.</p>  <p>8 subtract 6 is 2. So, 8 tens subtract 6 tens is 2 tens.</p>	<p>Use known number bonds and unitising to subtract multiples of 10.</p>  <p>$10 - 3 = 7$ So, 10 tens subtract 3 tens is 7 tens.</p>	<p>Use known number bonds and unitising to subtract multiples of 10.</p>  <p>7 tens subtract 5 tens is 2 tens. $70 - 50 = 20$</p>

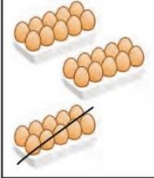











Roselands Maths Calculation Policy - Organised by Year Group

<p>Subtracting a single-digit number</p>	<p>Subtract the 1s. This may be done in or out of a place value grid.</p>  	<p>Subtract the 1s. This may be done in or out of a place value grid.</p>  	<p>Subtract the 1s. Understand the link between counting back and subtracting the 1s using known bonds.</p>  $\begin{array}{r} \text{T} \quad \text{O} \\ 3 \quad 9 \\ - \quad 3 \\ \hline 3 \quad 6 \end{array} \quad \begin{array}{l} 9 - 3 = 6 \\ 39 - 3 = 36 \end{array}$
<p>Subtracting a single-digit number bridging 10</p>	<p>Bridge 10 by using known bonds.</p>  <p>$35 - 6$ <i>I took away 5 counters, then 1 more.</i></p>	<p>Bridge 10 by using known bonds.</p>  <p>$35 - 6$ <i>First, I will subtract 5, then 1.</i></p>	<p>Bridge 10 by using known bonds.</p>  <p>$24 - 6 = ?$ $24 - 4 - 2 = ?$</p>
<p>Subtracting a single-digit number using exchange</p>	<p>Exchange 1 ten for 10 ones. This may be done in or out of a place value grid.</p>	<p>Exchange 1 ten for 10 ones.</p>	<p>Exchange 1 ten for 10 ones.</p>



























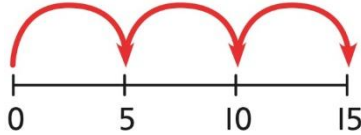
Roselands Maths Calculation Policy - Organised by Year Group

	<div style="display: flex; justify-content: space-around;"> <div style="border: 1px solid black; padding: 5px;"> <p style="text-align: center;">T O</p>  </div> <div style="border: 1px solid black; padding: 5px;"> <p style="text-align: center;">T O</p>  </div> </div>	<div style="display: flex; justify-content: space-around;"> <div style="border: 1px solid black; padding: 5px;"> <p style="text-align: center;">T O</p>  </div> <div style="border: 1px solid black; padding: 5px;"> <p style="text-align: center;">T O</p>  </div> </div>	<div style="text-align: center;"> <table style="margin: auto;"> <tr><td></td><td>T</td><td>O</td></tr> <tr><td>'</td><td>2</td><td>'5</td></tr> <tr><td>-</td><td></td><td>7</td></tr> <tr><td style="border-top: 1px solid black;"></td><td></td><td>8</td></tr> </table> <table style="margin: auto;"> <tr><td></td><td>T</td><td>O</td></tr> <tr><td>'</td><td>2</td><td>'5</td></tr> <tr><td>-</td><td></td><td>7</td></tr> <tr><td style="border-top: 1px solid black;"></td><td>1</td><td>8</td></tr> </table> </div> <p style="text-align: center;">$25 - 7 = 18$</p>		T	O	'	2	'5	-		7			8		T	O	'	2	'5	-		7		1	8																																																																												
	T	O																																																																																																					
'	2	'5																																																																																																					
-		7																																																																																																					
		8																																																																																																					
	T	O																																																																																																					
'	2	'5																																																																																																					
-		7																																																																																																					
	1	8																																																																																																					
<p>Subtracting a 2-digit number</p>	<p>Subtract by taking away.</p>  <p style="text-align: center;">$61 - 18$</p> <p style="text-align: center;"><i>I took away 1 ten and 8 ones.</i></p>	<p>Subtract the 10s and the 1s.</p> <p>This can be represented on a 100 square.</p> <table border="1" style="width: 100%; text-align: center; border-collapse: collapse;"> <tbody> <tr><td>1</td><td>2</td><td>3</td><td>4</td><td>5</td><td>6</td><td>7</td><td>8</td><td>9</td><td>10</td></tr> <tr><td>11</td><td>12</td><td>13</td><td>14</td><td>15</td><td>16</td><td>17</td><td>18</td><td>19</td><td>20</td></tr> <tr><td>21</td><td>22</td><td>23</td><td>24</td><td>25</td><td>26</td><td>27</td><td>28</td><td>29</td><td>30</td></tr> <tr><td>31</td><td>32</td><td>33</td><td>34</td><td>35</td><td>36</td><td>37</td><td>38</td><td>39</td><td>40</td></tr> <tr><td>41</td><td>42</td><td>43</td><td>44</td><td>45</td><td>46</td><td>47</td><td>48</td><td>49</td><td>50</td></tr> <tr><td>51</td><td>52</td><td>53</td><td>54</td><td>55</td><td>56</td><td>57</td><td>58</td><td>59</td><td>60</td></tr> <tr><td>61</td><td>62</td><td>63</td><td>64</td><td>65</td><td>66</td><td>67</td><td style="background-color: #e0f0ff;">68</td><td>69</td><td>70</td></tr> <tr><td>71</td><td>72</td><td>73</td><td>74</td><td>75</td><td>76</td><td>77</td><td>78</td><td>79</td><td>80</td></tr> <tr><td>81</td><td>82</td><td>83</td><td>84</td><td>85</td><td>86</td><td>87</td><td>88</td><td>89</td><td>90</td></tr> <tr><td>91</td><td>92</td><td>93</td><td>94</td><td>95</td><td>96</td><td>97</td><td>98</td><td>99</td><td>100</td></tr> </tbody> </table>	1	2	3	4	5	6	7	8	9	10	11	12	13	14	15	16	17	18	19	20	21	22	23	24	25	26	27	28	29	30	31	32	33	34	35	36	37	38	39	40	41	42	43	44	45	46	47	48	49	50	51	52	53	54	55	56	57	58	59	60	61	62	63	64	65	66	67	68	69	70	71	72	73	74	75	76	77	78	79	80	81	82	83	84	85	86	87	88	89	90	91	92	93	94	95	96	97	98	99	100	<p>Subtract the 10s and the 1s.</p> <p>This can be represented on a number line.</p>  <p style="text-align: center;">$64 - 41 = ?$</p> <p style="text-align: center;">$64 - 1 = 63$</p> <p style="text-align: center;">$63 - 40 = 23$</p> <p style="text-align: center;">$64 - 41 = 23$</p> 
1	2	3	4	5	6	7	8	9	10																																																																																														
11	12	13	14	15	16	17	18	19	20																																																																																														
21	22	23	24	25	26	27	28	29	30																																																																																														
31	32	33	34	35	36	37	38	39	40																																																																																														
41	42	43	44	45	46	47	48	49	50																																																																																														
51	52	53	54	55	56	57	58	59	60																																																																																														
61	62	63	64	65	66	67	68	69	70																																																																																														
71	72	73	74	75	76	77	78	79	80																																																																																														
81	82	83	84	85	86	87	88	89	90																																																																																														
91	92	93	94	95	96	97	98	99	100																																																																																														



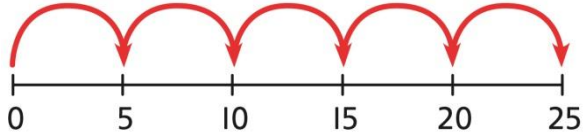

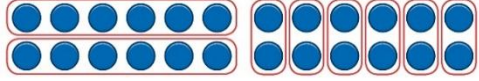

Roselands Maths Calculation Policy - Organised by Year Group

			$46 - 20 = 26$ $26 - 5 = 21$ $46 - 25 = 21$																												
Subtracting a 2-digit number using place value and columns	<p>Subtract the 1s. Then subtract the 10s. This may be done in or out of a place value grid.</p> <table border="1" data-bbox="365 555 678 786"> <thead> <tr> <th>T</th> <th>O</th> </tr> </thead> <tbody> <tr> <td>  </td> <td>  </td> </tr> </tbody> </table> <p>$38 - 16 = 22$</p>	T	O			<p>Subtract the 1s. Then subtract the 10s.</p> <table border="1" data-bbox="960 518 1189 651"> <thead> <tr> <th>Tens</th> <th>Ones</th> </tr> </thead> <tbody> <tr> <td>  </td> <td>  </td> </tr> </tbody> </table>	Tens	Ones			<p>Using column subtraction, subtract the 1s. Then subtract the 10s.</p> <table border="1" data-bbox="1563 555 1659 715"> <thead> <tr> <th>T</th> <th>O</th> </tr> </thead> <tbody> <tr> <td>4</td> <td>5</td> </tr> <tr> <td>- 1</td> <td>2</td> </tr> <tr> <td colspan="2"><hr/></td> </tr> <tr> <td>3</td> <td>3</td> </tr> </tbody> </table> <table border="1" data-bbox="1563 730 1659 890"> <thead> <tr> <th>T</th> <th>O</th> </tr> </thead> <tbody> <tr> <td>4</td> <td>5</td> </tr> <tr> <td>- 1</td> <td>2</td> </tr> <tr> <td colspan="2"><hr/></td> </tr> <tr> <td>3</td> <td>3</td> </tr> </tbody> </table>	T	O	4	5	- 1	2	<hr/>		3	3	T	O	4	5	- 1	2	<hr/>		3	3
T	O																														
																															
Tens	Ones																														
																															
T	O																														
4	5																														
- 1	2																														
<hr/>																															
3	3																														
T	O																														
4	5																														
- 1	2																														
<hr/>																															
3	3																														
Subtracting a 2-digit number with exchange		<p>Exchange 1 ten for 10 ones. Then subtract the 1s. Then subtract the 10s.</p>	<p>Using column subtraction, exchange 1 ten for 10 ones. Then subtract the 1s. Then subtract the 10s.</p>																												

Roselands Maths Calculation Policy - Organised by Year Group

		<table border="1" style="margin-bottom: 5px;"> <thead> <tr> <th>Tens</th> <th>Ones</th> </tr> </thead> <tbody> <tr> <td></td> <td></td> </tr> </tbody> </table> <table border="1" style="margin-bottom: 5px;"> <thead> <tr> <th>Tens</th> <th>Ones</th> </tr> </thead> <tbody> <tr> <td></td> <td></td> </tr> </tbody> </table> <table border="1" style="margin-bottom: 5px;"> <thead> <tr> <th>Tens</th> <th>Ones</th> </tr> </thead> <tbody> <tr> <td></td> <td></td> </tr> </tbody> </table> <table border="1"> <thead> <tr> <th>Tens</th> <th>Ones</th> </tr> </thead> <tbody> <tr> <td></td> <td></td> </tr> </tbody> </table>	Tens	Ones			Tens	Ones			Tens	Ones			Tens	Ones			$\begin{array}{r} \text{T O} \\ 45 \\ - 27 \\ \hline \end{array}$ $\begin{array}{r} \text{T O} \\ \cancel{3} 15 \\ - 27 \\ \hline \end{array}$ $\begin{array}{r} \text{T O} \\ \cancel{3} 15 \\ - 27 \\ \hline 8 \end{array}$ $\begin{array}{r} \text{T O} \\ \cancel{3} 15 \\ - 27 \\ \hline 18 \end{array}$
Tens	Ones																		
																			
Tens	Ones																		
																			
Tens	Ones																		
																			
Tens	Ones																		
																			
Year 2 Multiplication																			
Equal groups and repeated addition	<p>Recognise equal groups and write as repeated addition and as multiplication.</p>  <p>3 groups of 5 chairs 15 chairs altogether</p>	<p>Recognise equal groups using standard objects such as counters and write as repeated addition and multiplication.</p>  <p>3 groups of 5 15 in total</p>	<p>Use a number line and write as repeated addition and as multiplication.</p>  <p>$5 + 5 + 5 = 15$ $3 \times 5 = 15$</p>																

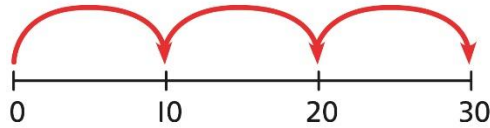

Roselands Maths Calculation Policy - Organised by Year Group

<p>Using arrays to represent multiplication and support understanding</p>	<p>Understand the relationship between arrays, multiplication and repeated addition.</p>  <p>4 groups of 5</p>	<p>Understand the relationship between arrays, multiplication and repeated addition.</p>  <p>4 groups of 5 ... 5 groups of 5</p>	<p>Understand the relationship between arrays, multiplication and repeated addition.</p>  <p>$5 \times 5 = 25$</p>
<p>Understanding commutativity</p>	<p>Use arrays to visualise commutativity.</p>  <p>I can see 6 groups of 3. I can see 3 groups of 6.</p>	<p>Form arrays using counters to visualise commutativity. Rotate the array to show that orientation does not change the multiplication.</p>  <p>This is 2 groups of 6 and also 6 groups of 2.</p>	<p>Use arrays to visualise commutativity.</p>  <p>$4 + 4 + 4 + 4 + 4 = 20$ $5 + 5 + 5 + 5 = 20$ $4 \times 5 = 20$ and $5 \times 4 = 20$</p>
<p>Learning $\times 2$, $\times 5$ and $\times 10$ table facts</p>	<p>Develop an understanding of how to unitise groups of 2, 5 and 10 and learn corresponding times-table facts.</p>	<p>Understand how to relate counting in unitised groups and repeated addition with knowing key times-table facts.</p>	<p>Understand how the times-tables increase and contain patterns.</p>

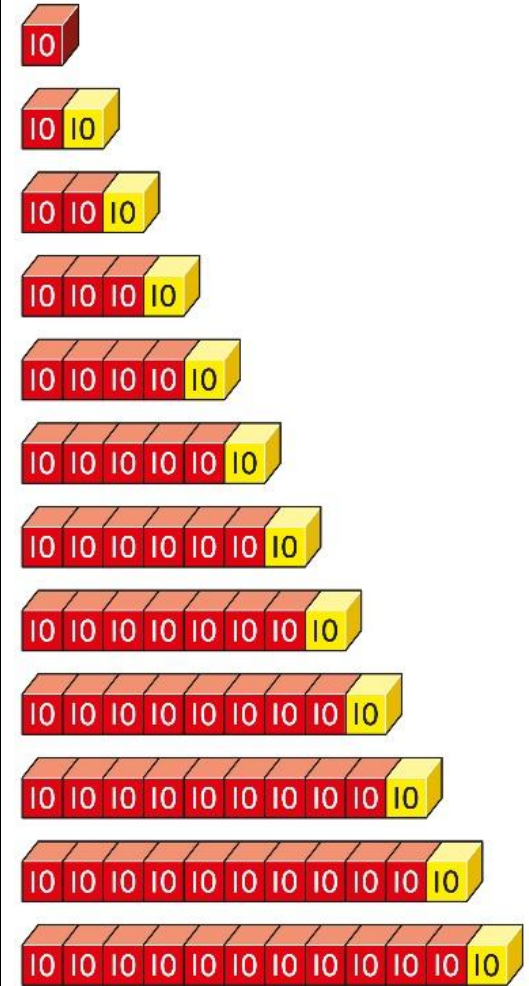
Roselands Maths Calculation Policy - Organised by Year Group



3 groups of 10 ... 10, 20, 30
 $3 \times 10 = 30$





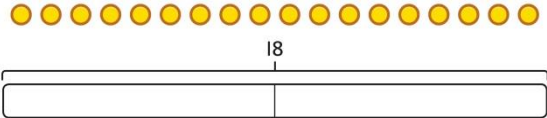


$10 + 10 + 10 = 30$
 $3 \times 10 = 30$







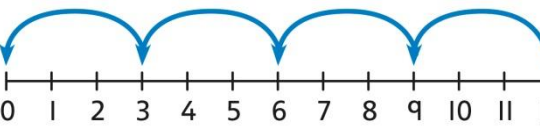
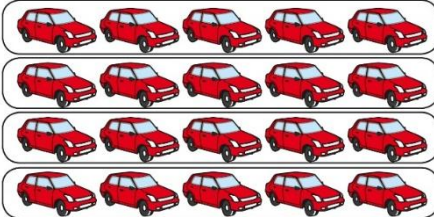
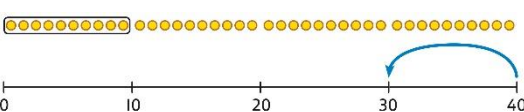
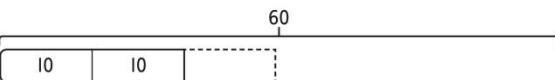


$5 \times 10 = 50$
 $6 \times 10 = 60$

Roselands Maths Calculation Policy - Organised by Year Group

Division			
<p>Sharing equally</p>	<p>Start with a whole and share into equal parts, one at a time.</p>  <p><i>12 shared equally between 2. They get 6 each.</i></p> <p>Start to understand how this also relates to grouping. To share equally between 3 people, take a group of 3 and give 1 to each person. Keep going until all the objects have been shared</p>  <p><i>They get 5  each.</i></p> <p><i>15 shared equally between 3. They get 5 each.</i></p>	<p>Represent the objects shared into equal parts using a bar model.</p>  <p><i>20 shared into 5 equal parts. There are 4 in each part.</i></p>	<p>Use a bar model to support understanding of the division.</p>  <p>$18 \div 2 = 9$</p>

Roselands Maths Calculation Policy - Organised by Year Group

<p>Grouping equally</p>	<p>Understand how to make equal groups from a whole.</p>  <p><i>8 divided into 4 equal groups. There are 2 in each group.</i></p>	<p>Understand the relationship between grouping and the division statements.</p> <p>$12 \div 3 = 4$</p>  <p>$12 \div 4 = 3$</p>  <p>$12 \div 6 = 2$</p>  <p>$12 \div 2 = 6$</p> 	<p>Understand how to relate division by grouping to repeated subtraction.</p>   <p>There are 4 groups now.</p> <p><i>12 divided into groups of 3. $12 \div 3 = 4$</i></p> <p><i>There are 4 groups.</i></p>
<p>Using known times-tables to solve divisions</p>	<p>Understand the relationship between multiplication facts and division.</p>  <p><i>4 groups of 5 cars is 20 cars in total. 20 divided by 4 is 5.</i></p>	<p>Link equal grouping with repeated subtraction and known times-table facts to support division.</p>  <p><i>40 divided by 4 is 10.</i></p> <p>Use a bar model to support understanding of the link between times-table knowledge and division.</p> 	<p>Relate times-table knowledge directly to division.</p> <p> $1 \times 10 = 10$ $2 \times 10 = 20$ $3 \times 10 = 30$ $4 \times 10 = 40$ $5 \times 10 = 50$ $6 \times 10 = 60$ $7 \times 10 = 70$ $8 \times 10 = 80$ </p> <div style="border: 1px solid orange; border-radius: 15px; padding: 10px; width: fit-content; margin: 10px auto;"> <p>I used the 10 times-table to help me. $3 \times 10 = 30$.</p> </div> <p><i>I know that 3 groups of 10 makes 30, so I know that 30 divided by 10 is 3.</i></p> <p>$3 \times 10 = 30$ so $30 \div 10 = 3$</p>



Roselands Maths Calculation Policy - *Organised by Year Group*

LOWER KEY STAGE 2

In Years 3 and 4, children develop the basis of written methods by building their skills alongside a deep understanding of place value. They should use known addition/subtraction and multiplication/division facts to calculate efficiently and accurately, rather than relying on counting. Children use place value equipment to support their understanding, but not as a substitute for thinking.



Roselands Maths Calculation Policy - Organised by Year Group

Key language: partition, place value, tens, hundreds, thousands, column method, whole, part, equal groups, sharing, grouping, bar model

Addition and subtraction: In Year 3 especially, the column methods are built up gradually. Children will develop their understanding of how each stage of the calculation, including any exchanges, relates to place value. The example calculations chosen to introduce the stages of each method may often be more suited to a mental method. However, the examples and the progression of the steps have been chosen to help children develop their fluency in the process, alongside a deep understanding of the concepts and the numbers involved, so that they can apply these skills accurately and efficiently to later calculations. The class should be encouraged to compare mental and written methods for specific calculations, and children should be encouraged at every stage to make choices about which methods to apply.

In Year 4, the steps are shown without such fine detail, although children should continue to build their understanding with a secure basis in place value. In subtraction, children will need to develop their understanding of exchange as they may need to exchange across one or two columns.

By the end of Year 4, children should have developed fluency in column methods alongside a deep understanding, which will allow them to progress confidently in upper Key Stage 2.

Multiplication and division: Children build a solid grounding in times-tables, understanding the multiplication and division facts in tandem. As such, they should be as confident knowing that 35 divided by 7 is 5 as knowing that 5 times 7 is 35.

Children develop key skills to support multiplication methods: unitising, commutativity, and how to use partitioning effectively.

Unitising allows children to use known facts to multiply and divide multiples of 10 and 100 efficiently. Commutativity gives children flexibility in applying known facts to calculations and problem solving. An understanding of partitioning allows children to extend their skills to multiplying and dividing 2- and 3-digit numbers by a single digit.

Children develop column methods to support multiplications in these cases.

For successful division, children will need to make choices about how to partition. For example, to divide 423 by 3, it is effective to partition 423 into 300, 120 and 3, as these can be divided by 3 using known facts.


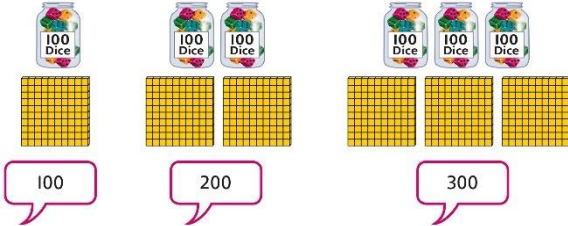


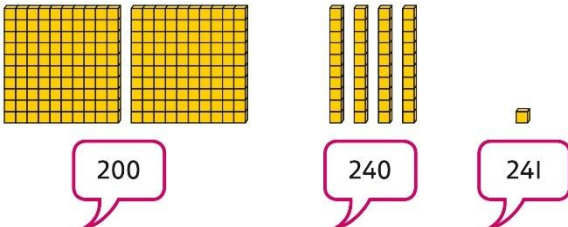
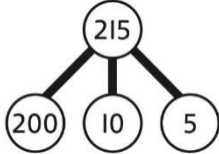
Children will also need to understand the concept of remainder, in terms of a given calculation and in terms of the context of the problem.

Fractions: Children develop the key concept of equivalent fractions, and link this with multiplying and dividing the numerators and denominators, as well as exploring the visual concept through fractions of shapes. Children learn how to find a fraction of an amount, and develop this with the aid of a bar model and other representations alongside.

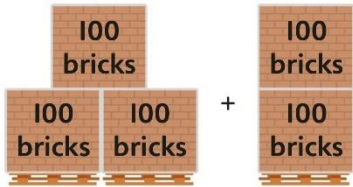
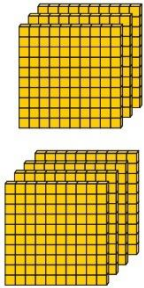
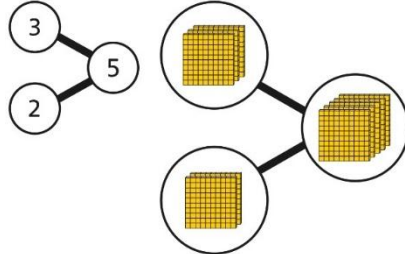


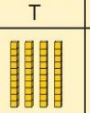






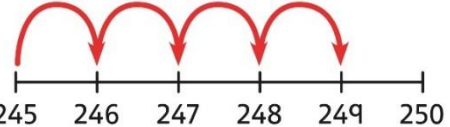




in Year 3, children develop an understanding of how to add and subtract fractions with the same denominator and find complements to the whole. This is developed alongside an understanding of fractions as numbers, including fractions greater than 1. In Year 4, children begin to work with fractions greater than 1.

Decimals are introduced, as tenths in Year 3 and then as hundredths in Year 4. Children develop an understanding of decimals in terms of the relationship with fractions, with dividing by 10 and 100, and also with place value.

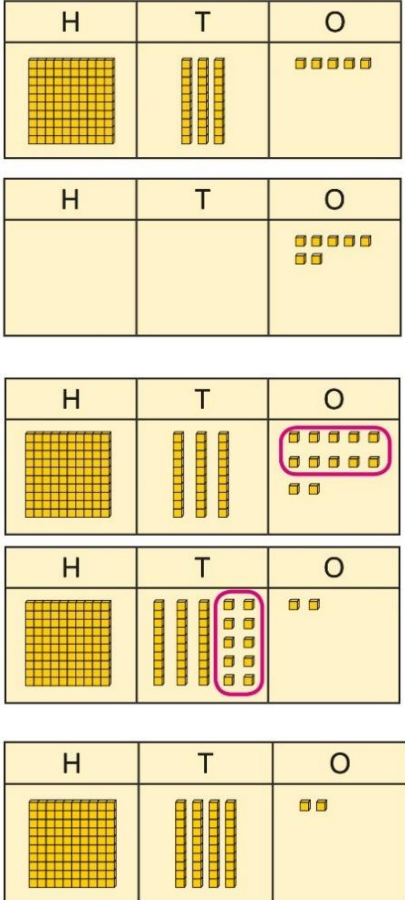
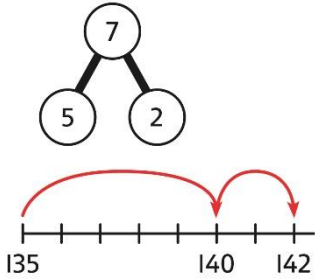
Roselands Maths Calculation Policy - Organised by Year Group

Year 3			
	Concrete	Pictorial	Abstract
Year 3 Addition			
Understanding 100s	<p>Understand the cardinality of 100, and the link with 10 tens.</p> <p>Use cubes to place into groups of 10 tens.</p> 	<p>Unitise 100 and count in steps of 100.</p> 	<p>Represent steps of 100 on a number line and a number track and count up to 1,000 and back to 0.</p> 
Understanding place value to 1,000	<p>Unitise 100s, 10s and 1s to build 3-digit numbers.</p> 	<p>Use equipment to represent numbers to 1,000.</p>  <p>Use a place value grid to support the structure of numbers to 1,000.</p> <p>Place value counters are used alongside other equipment. Children should understand how each counter represents a different unitised amount.</p>	<p>Represent the parts of numbers to 1,000 using a part-whole model.</p>  <p>$215 = 200 + 10 + 5$</p> <p>Recognise numbers to 1,000 represented on a number line, including those between intervals.</p>


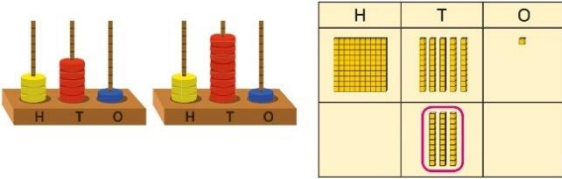

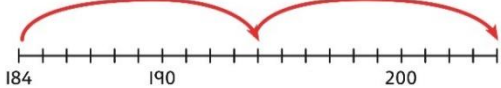
Roselands Maths Calculation Policy - Organised by Year Group

<p>Adding 100s</p>	<p>Use known facts and unitising to add multiples of 100.</p>  <p> $3 + 2 = 5$ $3 \text{ hundreds} + 2 \text{ hundreds} = 5 \text{ hundreds}$ $300 + 200 = 500$ </p>	<p>Use known facts and unitising to add multiples of 100.</p>  <p> $3 + 4 = 7$ $3 \text{ hundreds} + 4 \text{ hundreds} = 7 \text{ hundreds}$ $300 + 400 = 700$ </p>	<p>Use known facts and unitising to add multiples of 100.</p> <p>Represent the addition on a number line.</p> <p>Use a part-whole model to support unitising.</p>  <p> $3 + 2 = 5$ $300 + 200 = 500$ </p>												
<p>3-digit number + 1s, no exchange or bridging</p>	<p>Use number bonds to add the 1s.</p>  <p> $214 + 4 = ?$ <i>Now there are 4 + 4 ones in total.</i> $4 + 4 = 8$ $214 + 4 = 218$ </p>	<p>Use number bonds to add the 1s.</p> <table border="1" data-bbox="943 1007 1249 1254"> <thead> <tr> <th>H</th> <th>T</th> <th>O</th> </tr> </thead> <tbody> <tr> <td></td> <td></td> <td></td> </tr> <tr> <td></td> <td></td> <td></td> </tr> <tr> <td>2</td> <td>4</td> <td>9</td> </tr> </tbody> </table> <p>Use number bonds to add the 1s. $5 + 4 = 9$</p> <p> $245 + 4$ $5 + 4 = 9$ $245 + 4 = 249$ </p>	H	T	O							2	4	9	<p>Understand the link with counting on.</p> <p>$245 + 4$</p>  <p>Use number bonds to add the 1s and understand that this is more efficient and less prone to error.</p> <p>$245 + 4 = ?$</p>
H	T	O													
															
															
2	4	9													

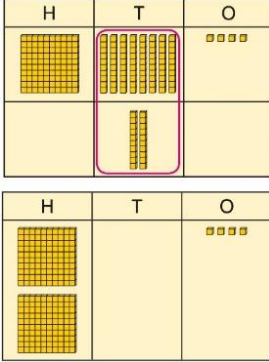
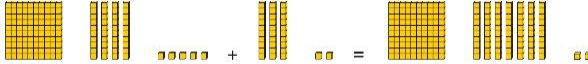
Roselands Maths Calculation Policy - Organised by Year Group

			<p>I will add the 1s. $5 + 4 = 9$ So, $245 + 4 = 249$</p>
<p>3-digit number + 1s with exchange</p>	<p>Understand that when the 1s sum to 10 or more, this requires an exchange of 10 ones for 1 ten.</p> <p>Children should explore this using unitised objects or physical apparatus.</p>	<p>Exchange 10 ones for 1 ten where needed. Use a place value grid to support the understanding.</p> 	<p>Understand how to bridge by partitioning to the 1s to make the next 10.</p>  <p>$135 + 7 = ?$ $135 + 5 + 2 = 142$</p> <p>Ensure that children understand how to add 1s bridging a 100.</p> <p>$198 + 5 = ?$ $198 + 2 + 3 = 203$</p>

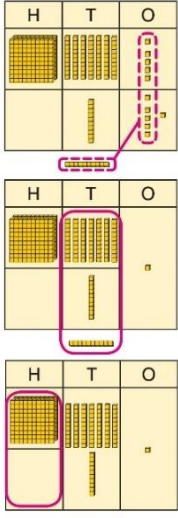
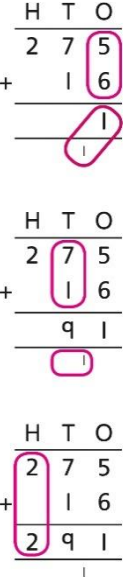
Roselands Maths Calculation Policy - Organised by Year Group

		$135 + 7 = 142$	
3-digit number + 10s, no exchange	Calculate mentally by forming the number bond for the 10s.  $234 + 50$ <i>There are 3 tens and 5 tens altogether.</i> $3 + 5 = 8$ <i>In total there are 8 tens.</i> $234 + 50 = 284$	Calculate mentally by forming the number bond for the 10s. $351 + 30 = ?$  $5 \text{ tens} + 3 \text{ tens} = 8 \text{ tens}$ $351 + 30 = 381$	Calculate mentally by forming the number bond for the 10s. $753 + 40$ <i>I know that $5 + 4 = 9$</i> <i>So, $50 + 40 = 90$</i> $753 + 40 = 793$
3-digit number + 10s, with exchange	Understand the exchange of 10 tens for 1 hundred. 	Add by exchanging 10 tens for 1 hundred. $184 + 20 = ?$	Understand how the addition relates to counting on in 10s across 100.  $184 + 20 = ?$ <i>I can count in 10s ... 194 ... 204</i> $184 + 20 = 204$

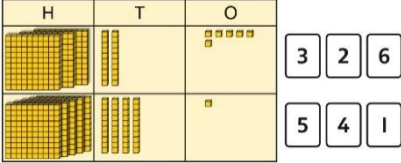
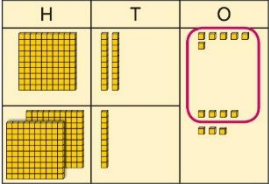
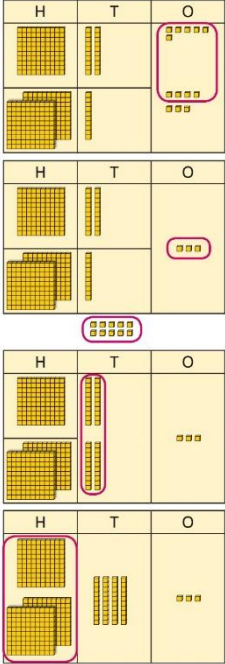
Roselands Maths Calculation Policy - Organised by Year Group

		 <p>$184 + 20 = 204$</p>	<p>Use number bonds within 20 to support efficient mental calculations.</p> <p>$385 + 50$ <i>There are 8 tens and 5 tens. That is 13 tens.</i> $385 + 50 = 300 + 130 + 5$ $385 + 50 = 435$</p>
<p>3-digit number + 2-digit number</p>	<p>Use place value equipment to make and combine groups to model addition.</p> 	<p>Use a place value grid to organise thinking and adding of 1s, then 10s.</p>	<p>Use the vertical column method to represent the addition. Children must understand how this relates to place value at each stage of the calculation.</p>
<p>3-digit number + 2-digit number, exchange required</p>	<p>Use place value equipment to model addition and understand where exchange is required.</p> <p><i>Use place value counters to represent $154 + 72$.</i></p> <p><i>Use this to decide if any exchange is required.</i></p> <p><i>There are 5 tens and 7 tens. That is 12 tens so I will exchange.</i></p>	<p>Represent the required exchange on a place value grid using equipment.</p> <p>$275 + 16 = ?$</p>	<p>Use a column method with exchange. Children must understand how the method relates to place value at each stage of the calculation.</p>

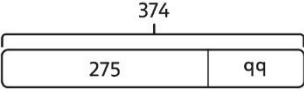
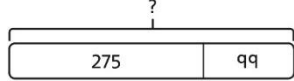
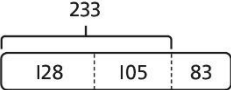
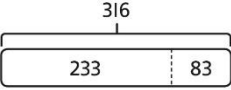
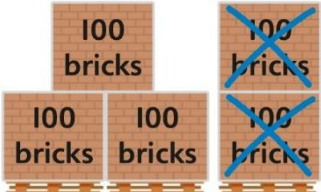
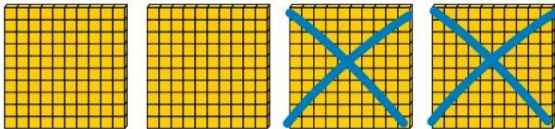
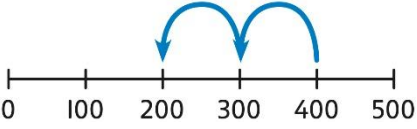
Roselands Maths Calculation Policy - Organised by Year Group

		 <p style="text-align: center;">$275 + 16 = 291$</p> <p>Note: In this example, a mental method may be more efficient. The numbers for the example calculation have been chosen to allow children to visualise the concept and see how the method relates to place value. Children should be encouraged at every stage to select methods that are accurate and efficient.</p>	 <p style="text-align: center;">$275 + 16 = 291$</p>
<p>3-digit number + 3-digit number, no exchange</p>	<p>Use place value equipment to make a representation of a calculation. This may or may not be structured in a place value grid.</p> <p><i>326 + 541 is represented as:</i></p>	<p>Represent the place value grid with equipment to model the stages of column addition.</p>	<p>Use a column method to solve efficiently, using known bonds. Children must understand how this relates to place value at every stage of the calculation.</p>















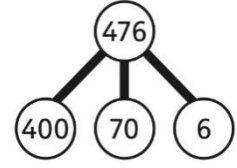






Roselands Maths Calculation Policy - Organised by Year Group

			
<p>3-digit number + 3-digit number, exchange required</p>	<p>Use place value equipment to enact the exchange required.</p>  <p><i>There are 13 ones. I will exchange 10 ones for 1 ten.</i></p>	<p>Model the stages of column addition using place value equipment on a place value grid.</p> 	<p>Use column addition, ensuring understanding of place value at every stage of the calculation.</p> $\begin{array}{r} \text{H T O} \\ 126 \\ + 217 \\ \hline 3 \end{array}$ $\begin{array}{r} \text{H T O} \\ 126 \\ + 217 \\ \hline 43 \end{array}$ $\begin{array}{r} \text{H T O} \\ 126 \\ + 217 \\ \hline 343 \end{array}$ <p>$126 + 217 = 343$ Note: Children should also study examples where exchange is required in more than one column, for example $185 + 318 = ?$</p>
<p>Representing addition problems, and selecting</p>	<p>Encourage children to use their own drawings and choices of place value equipment to represent problems with one or more steps.</p>	<p>Children understand and create bar models to represent addition problems.</p> <p>$275 + 99 = ?$</p>	<p>Use representations to support choices of appropriate methods.</p>

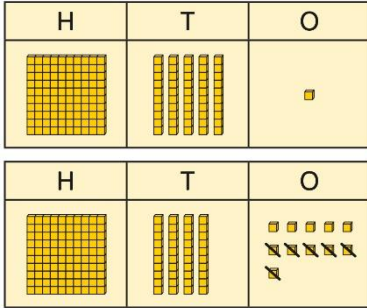
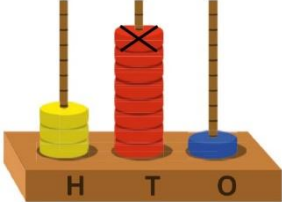
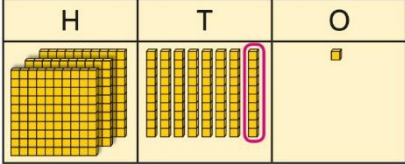
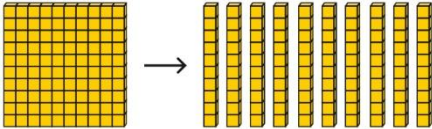
Roselands Maths Calculation Policy - Organised by Year Group

<p>appropriate methods</p>	<p>These representations will help them to select appropriate methods.</p>	 <p>$275 + 99 = 374$</p>	 <p><i>I will add 100, then subtract 1 to find the solution.</i></p> <p>$128 + 105 + 83 = ?$ <i>I need to add three numbers.</i></p> <p>$128 + 105 = 233$</p>  
<p>Year 3 Subtraction</p>			
<p>Subtracting 100s</p>	<p>Use known facts and unitising to subtract multiples of 100.</p>  <p>$5 - 2 = 3$ $500 - 200 = 300$</p>	<p>Use known facts and unitising to subtract multiples of 100.</p>  <p>$4 - 2 = 2$ $400 - 200 = 200$</p>	<p>Understand the link with counting back in 100s.</p>  <p>$400 - 200 = 200$</p> <p>Use known facts and unitising as efficient and accurate methods. <i>I know that $7 - 4 = 3$. Therefore, I know that $700 - 400 = 300$.</i></p>









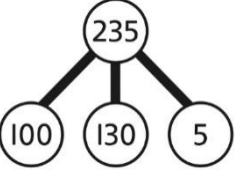




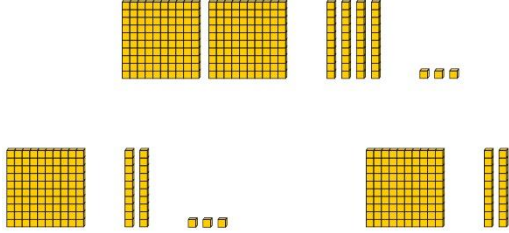



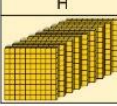
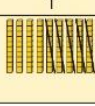

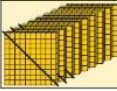




















Roselands Maths Calculation Policy - Organised by Year Group

<p>3-digit number – 1s, no exchange</p>	<p>Use number bonds to subtract the 1s.</p>  <p>$214 - 3 = ?$</p>  <p>$4 - 3 = 1$ $214 - 3 = 211$</p>	<p>Use number bonds to subtract the 1s.</p> <table border="1" data-bbox="940 343 1254 526"> <thead> <tr> <th>H</th> <th>T</th> <th>O</th> </tr> </thead> <tbody> <tr> <td></td> <td></td> <td></td> </tr> <tr> <td>3</td> <td>1</td> <td>9</td> </tr> </tbody> </table> <p>$319 - 4 = ?$</p> <table border="1" data-bbox="940 646 1254 829"> <thead> <tr> <th>H</th> <th>T</th> <th>O</th> </tr> </thead> <tbody> <tr> <td></td> <td></td> <td></td> </tr> <tr> <td>3</td> <td>1</td> <td>9</td> </tr> </tbody> </table> <p>$9 - 4 = 5$ $319 - 4 = 315$</p>	H	T	O				3	1	9	H	T	O				3	1	9	<p>Understand the link with counting back using a number line.</p> <p>Use known number bonds to calculate mentally.</p> <p>$476 - 4 = ?$</p>  <p>$6 - 4 = 2$ $476 - 4 = 472$</p>
H	T	O																			
																					
3	1	9																			
H	T	O																			
																					
3	1	9																			
<p>3-digit number – 1s, exchange or bridging required</p>	<p>Understand why an exchange is necessary by exploring why 1 ten must be exchanged.</p> <p>Use place value equipment.</p>	<p>Represent the required exchange on a place value grid.</p> <p>$151 - 6 = ?$</p>	<p>Calculate mentally by using known bonds.</p> <p>$151 - 6 = ?$</p> <p>$151 - 1 - 5 = 145$</p>																		

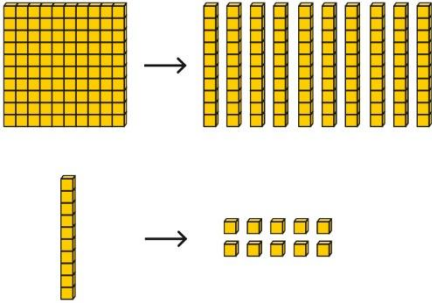
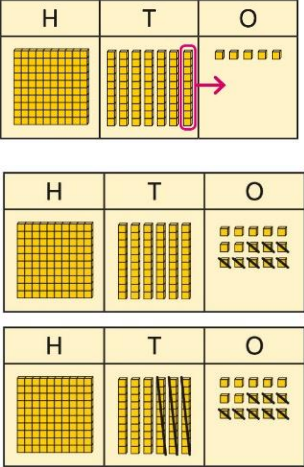
Roselands Maths Calculation Policy - Organised by Year Group

		 <p>The top grid shows 3 hundreds, 8 tens, and 1 one. The bottom grid shows 3 hundreds, 7 tens, and 1 one, with 1 ten crossed out.</p>	
<p>3-digit number – 10s, no exchange</p>	<p>Subtract the 10s using known bonds.</p>  <p>$381 - 10 = ?$</p> <p>8 tens with 1 removed is 7 tens.</p> <p>$381 - 10 = 371$</p>	<p>Subtract the 10s using known bonds.</p>  <p>$8 \text{ tens} - 1 \text{ ten} = 7 \text{ tens}$</p> <p>$381 - 10 = 371$</p>	<p>Use known bonds to subtract the 10s mentally.</p> <p>$372 - 50 = ?$</p> <p>$70 - 50 = 20$</p> <p>So, $372 - 50 = 322$</p>
<p>3-digit number – 10s, exchange or bridging required</p>	<p>Use equipment to understand the exchange of 1 hundred for 10 tens.</p> 	<p>Represent the exchange on a place value grid using equipment.</p> <p>$210 - 20 = ?$</p>	<p>Understand the link with counting back on a number line.</p> <p>Use flexible partitioning to support the calculation.</p> <p>$235 - 60 = ?$</p>

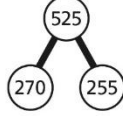
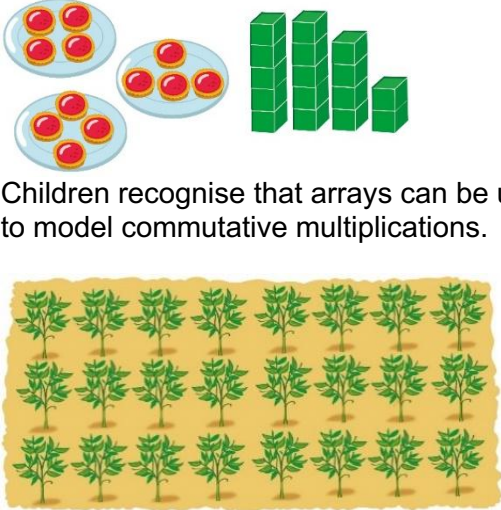

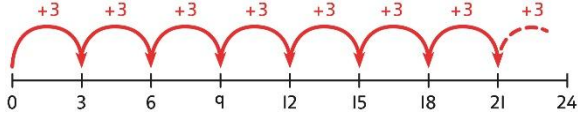
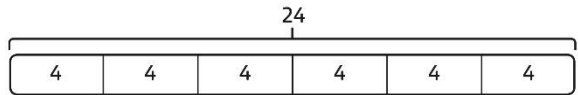
Roselands Maths Calculation Policy - Organised by Year Group

		<table border="1" data-bbox="945 280 1361 440"> <thead> <tr> <th>H</th> <th>T</th> <th>O</th> </tr> </thead> <tbody> <tr> <td></td> <td></td> <td></td> </tr> </tbody> </table> <p data-bbox="945 481 1482 545"><i>I need to exchange 1 hundred for 10 tens, to help subtract 2 tens.</i></p> <table border="1" data-bbox="945 584 1361 743"> <thead> <tr> <th>H</th> <th>T</th> <th>O</th> </tr> </thead> <tbody> <tr> <td></td> <td></td> <td></td> </tr> </tbody> </table> <p data-bbox="945 791 1146 823"><i>210 - 20 = 190</i></p>	H	T	O				H	T	O				 <p data-bbox="1608 488 1877 520">$235 = 100 + 130 + 5$</p> <p data-bbox="1550 533 1877 609">$235 - 60 = 100 + 70 + 5$ $= 175$</p>																																																			
H	T	O																																																																
																																																																		
H	T	O																																																																
																																																																		
<p data-bbox="94 855 318 992">3-digit number – up to 3-digit number</p>	<p data-bbox="340 855 913 951">Use place value equipment to explore the effect of splitting a whole into two parts, and understand the link with taking away.</p> 	<p data-bbox="945 855 1505 919">Represent the calculation on a place value grid.</p> <table border="1" data-bbox="945 951 1317 1066"> <thead> <tr> <th>H</th> <th>T</th> <th>O</th> </tr> </thead> <tbody> <tr> <td></td> <td></td> <td></td> </tr> </tbody> </table> <table border="1" data-bbox="945 1075 1317 1190"> <thead> <tr> <th>H</th> <th>T</th> <th>O</th> </tr> </thead> <tbody> <tr> <td></td> <td></td> <td></td> </tr> </tbody> </table> <table border="1" data-bbox="945 1200 1317 1315"> <thead> <tr> <th>H</th> <th>T</th> <th>O</th> </tr> </thead> <tbody> <tr> <td></td> <td></td> <td></td> </tr> </tbody> </table>	H	T	O				H	T	O				H	T	O				<p data-bbox="1550 855 2011 919">Use column subtraction to calculate accurately and efficiently.</p> <table data-bbox="1550 951 1653 1066"> <thead> <tr> <th>H</th> <th>T</th> <th>O</th> </tr> </thead> <tbody> <tr> <td>9</td> <td>9</td> <td>9</td> </tr> <tr> <td>-</td> <td>3</td> <td>5</td> </tr> <tr> <td colspan="2"></td> <td>2</td> </tr> <tr> <td colspan="2"></td> <td>7</td> </tr> </tbody> </table> <table data-bbox="1550 1091 1653 1206"> <thead> <tr> <th>H</th> <th>T</th> <th>O</th> </tr> </thead> <tbody> <tr> <td>9</td> <td>9</td> <td>9</td> </tr> <tr> <td>-</td> <td>3</td> <td>5</td> </tr> <tr> <td colspan="2"></td> <td>2</td> </tr> <tr> <td colspan="2"></td> <td>7</td> </tr> </tbody> </table> <table data-bbox="1550 1232 1653 1347"> <thead> <tr> <th>H</th> <th>T</th> <th>O</th> </tr> </thead> <tbody> <tr> <td>9</td> <td>9</td> <td>9</td> </tr> <tr> <td>-</td> <td>3</td> <td>5</td> </tr> <tr> <td colspan="2"></td> <td>2</td> </tr> <tr> <td colspan="2"></td> <td>7</td> </tr> </tbody> </table>	H	T	O	9	9	9	-	3	5			2			7	H	T	O	9	9	9	-	3	5			2			7	H	T	O	9	9	9	-	3	5			2			7
H	T	O																																																																
																																																																		
H	T	O																																																																
																																																																		
H	T	O																																																																
																																																																		
H	T	O																																																																
9	9	9																																																																
-	3	5																																																																
		2																																																																
		7																																																																
H	T	O																																																																
9	9	9																																																																
-	3	5																																																																
		2																																																																
		7																																																																
H	T	O																																																																
9	9	9																																																																
-	3	5																																																																
		2																																																																
		7																																																																
<p data-bbox="94 1377 318 1466">3-digit number – up to 3-digit</p>	<p data-bbox="340 1377 913 1441">Use equipment to enact the exchange of 1 hundred for 10 tens, and 1 ten for 10 ones.</p>	<p data-bbox="945 1377 1505 1441"><i>Model the required exchange on a place value grid.</i></p>	<p data-bbox="1550 1377 2110 1441">Use column subtraction to work accurately and efficiently.</p>																																																															

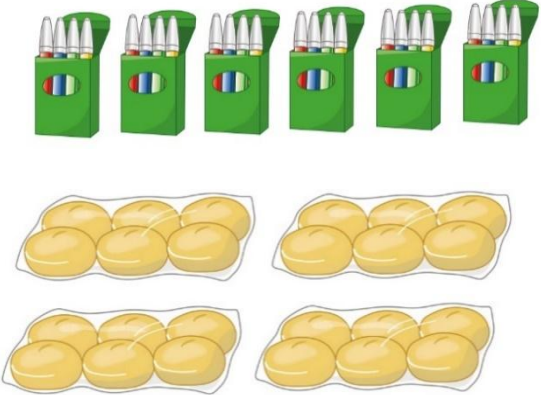


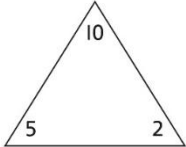

Roselands Maths Calculation Policy - Organised by Year Group

<p>number, exchange required</p>		<p>$175 - 38 = ?$</p> <p><i>I need to subtract 8 ones, so I will exchange a ten for 10 ones.</i></p> 	<table border="0" style="margin-left: auto; margin-right: auto;"> <tr><td></td><td>H</td><td>T</td><td>O</td></tr> <tr><td></td><td>1</td><td>6</td><td>5</td></tr> <tr><td>-</td><td></td><td>3</td><td>8</td></tr> <tr><td></td><td>1</td><td>3</td><td>7</td></tr> </table> <p style="text-align: center;">$175 - 38 = 137$</p> <p>If the subtraction is a 3-digit number subtract a 2-digit number, children should understand how the recording relates to the place value, and so how to line up the digits correctly.</p> <p>Children should also understand how to exchange in calculations where there is a zero in the 10s column.</p> <div style="border: 1px solid black; padding: 5px; width: fit-content; margin: 10px auto;"> <table border="0"> <tr><td></td><td>H</td><td>T</td><td>O</td></tr> <tr><td></td><td>5</td><td>0</td><td>6</td></tr> <tr><td>-</td><td></td><td>3</td><td>2</td></tr> <tr><td></td><td></td><td></td><td></td></tr> </table> </div>		H	T	O		1	6	5	-		3	8		1	3	7		H	T	O		5	0	6	-		3	2				
	H	T	O																																
	1	6	5																																
-		3	8																																
	1	3	7																																
	H	T	O																																
	5	0	6																																
-		3	2																																
<p>Representing subtraction problems</p>		<p>Use bar models to represent subtractions.</p> <p>'Find the difference' is represented as two bars for comparison.</p> <p>Team A 454</p> <p>Team B 128 \longleftrightarrow ?</p> <p>Bar models can also be used to show that a part must be taken away from the whole.</p>	<p>Children use alternative representations to check calculations and choose efficient methods.</p> <p>Children use inverse operations to check additions and subtractions. The part-whole model supports understanding.</p> <p><i>I have completed this subtraction.</i></p> <p>$525 - 270 = 255$</p> <p><i>I will check using addition.</i></p>																																

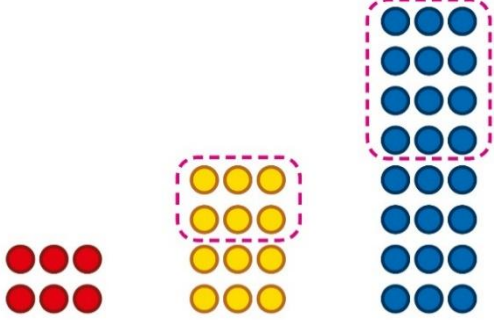

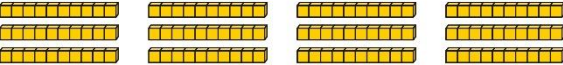

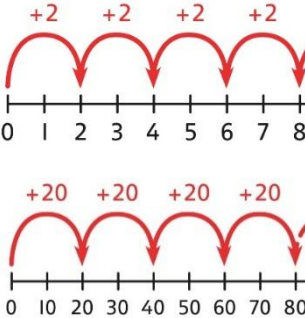
Roselands Maths Calculation Policy - Organised by Year Group

			 $\begin{array}{r} \text{H T O} \\ 270 \\ + 255 \\ \hline 525 \end{array}$
Year 3 Multiplication			
Understanding equal grouping and repeated addition	<p>Children continue to build understanding of equal groups and the relationship with repeated addition. They recognise both examples and non-examples using objects.</p>  <p>Children recognise that arrays can be used to model commutative multiplications.</p> <p><i>I can see 3 groups of 8.</i></p>	<p>Children recognise that arrays demonstrate commutativity.</p>  <p><i>This is 3 groups of 4.</i> <i>This is 4 groups of 3.</i></p>	<p>Children understand the link between repeated addition and multiplication.</p>  <p><i>8 groups of 3 is 24.</i></p> $3 + 3 + 3 + 3 + 3 + 3 + 3 + 3 = 24$ $8 \times 3 = 24$ <p>A bar model may represent multiplications as equal groups.</p>  $6 \times 4 = 24$





















































Roselands Maths Calculation Policy - Organised by Year Group

	<p><i>I can see 8 groups of 3.</i></p>		
<p>Using commutativity to support understanding of the times-tables</p>	<p>Understand how to use times-tables facts flexibly.</p>  <p><i>There are 6 groups of 4 pens. There are 4 groups of 6 bread rolls.</i></p> <p><i>I can use $6 \times 4 = 24$ to work out both totals.</i></p>	<p>Understand how times-table facts relate to commutativity.</p>  <p>$6 \times 4 = 24$ $4 \times 6 = 24$</p>	<p>Understand how times-table facts relate to commutativity.</p> <p><i>I need to work out 4 groups of 7.</i></p> <p><i>I know that $7 \times 4 = 28$</i></p> <p><i>so, I know that</i></p> <p><i>4 groups of 7 = 28</i> <i>and</i> <i>7 groups of 4 = 28.</i></p>
<p>Understanding and using $\times 3$, $\times 2$, $\times 4$ and $\times 8$ tables.</p>	<p>Children learn the times-tables as 'groups of', but apply their knowledge of commutativity.</p> 	<p>Children understand how the $\times 2$, $\times 4$ and $\times 8$ tables are related through repeated doubling.</p>	<p>Children understand the relationship between related multiplication and division facts in known times-tables.</p>   <p>$2 \times 5 = 10$</p>

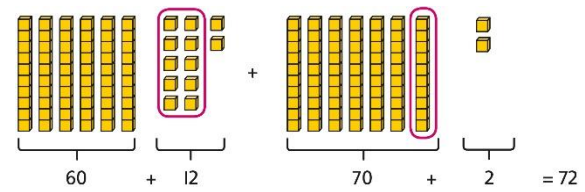
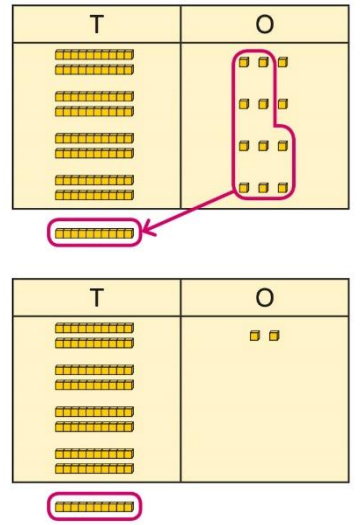
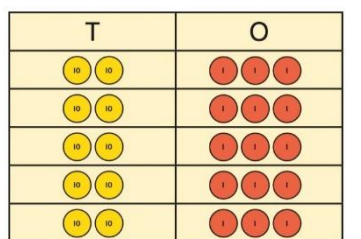
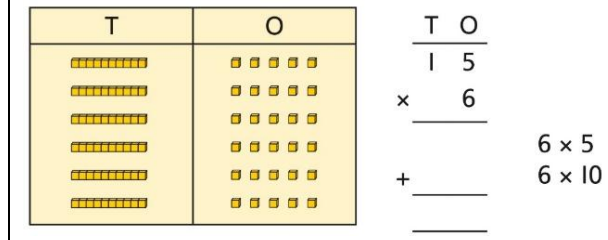
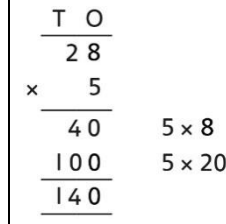
Roselands Maths Calculation Policy - Organised by Year Group

	<p>I can use the $\times 3$ table to work out how many keys.</p> <p>I can also use the $\times 3$ table to work out how many batteries.</p>	 <p>$3 \times 2 = 6$ $3 \times 4 = 12$ $3 \times 8 = 24$</p>	<p>$5 \times 2 = 10$ $10 \div 5 = 2$ $10 \div 2 = 5$</p>
<p>Using known facts to multiply 10s, for example 3×40</p>	<p>Explore the relationship between known times-tables and multiples of 10 using place value equipment.</p> <p>Make 4 groups of 3 ones.</p>  <p>Make 4 groups of 3 tens.</p>  <p>What is the same? What is different?</p>	<p>Understand how unitising 10s supports multiplying by multiples of 10.</p>  <p>4 groups of 2 ones is 8 ones. 4 groups of 2 tens is 8 tens.</p> <p>$4 \times 2 = 8$ $4 \times 20 = 80$</p>	<p>Understand how to use known times-tables to multiply multiples of 10.</p>  <p>$4 \times 2 = 8$ $4 \times 20 = 80$</p>
<p>Multiplying a 2-digit number</p>	<p>Understand how to link partitioning a 2-digit number with multiplying.</p>	<p>Use place value to support how partitioning is linked with multiplying by a 2-digit number.</p>	<p>Use addition to complete multiplications of 2-digit numbers by a 1-digit number.</p>



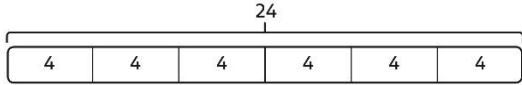
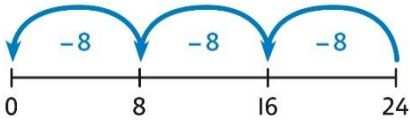
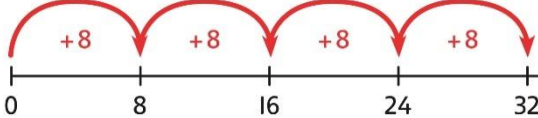
Roselands Maths Calculation Policy - Organised by Year Group

<p>by a 1-digit number</p>	<p>Each person has 23 flowers.</p> <p>Each person has 2 tens and 3 ones.</p>  <p>There are 3 groups of 2 tens.</p> <p>There are 3 groups of 3 ones.</p> <p>Use place value equipment to model the multiplication context.</p> <table border="1" data-bbox="403 925 884 1149"> <thead> <tr> <th></th> <th>T</th> <th>O</th> </tr> </thead> <tbody> <tr> <td></td> <td></td> <td></td> </tr> <tr> <td></td> <td></td> <td></td> </tr> <tr> <td></td> <td></td> <td></td> </tr> </tbody> </table> <p>There are 3 groups of 3 ones.</p> <p>There are 3 groups of 2 tens.</p>		T	O										<p>$3 \times 24 = ?$</p> <table border="1" data-bbox="940 383 1444 630"> <thead> <tr> <th>T</th> <th>O</th> </tr> </thead> <tbody> <tr> <td></td> <td rowspan="3"></td> </tr> <tr> <td></td> </tr> <tr> <td></td> </tr> </tbody> </table> <p>$3 \times 4 = 12$</p> <table border="1" data-bbox="940 750 1444 997"> <thead> <tr> <th>T</th> <th>O</th> </tr> </thead> <tbody> <tr> <td></td> <td rowspan="3"></td> </tr> <tr> <td></td> </tr> <tr> <td></td> </tr> </tbody> </table> <p>$3 \times 20 = 60$</p> <p>$60 + 12 = 72$</p> <p>$3 \times 24 = 72$</p>	T	O					T	O					<p>$4 \times 13 = ?$</p> <p>$4 \times 3 = 12$ $4 \times 10 = 40$</p> <p>$12 + 40 = 52$</p> <p>$4 \times 13 = 52$</p>
	T	O																									
																											
																											
																											
T	O																										
																											
																											
																											
T	O																										
																											
																											
																											




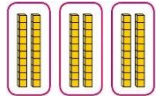
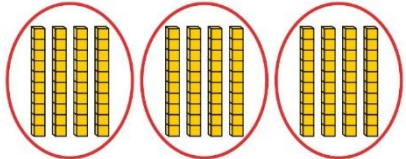
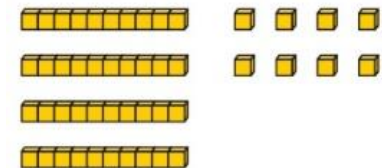
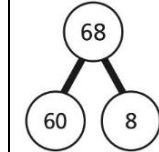
Roselands Maths Calculation Policy - Organised by Year Group

<p>Multiplying a 2-digit number by a 1-digit number, expanded column method</p>	<p>Use place value equipment to model how 10 ones are exchanged for a 10 in some multiplications.</p> <p>$3 \times 24 = ?$</p> <p>$3 \times 20 = 60$ $3 \times 4 = 12$</p>  <p>$3 \times 24 = 60 + 12$ $3 \times 24 = 70 + 2$ $3 \times 24 = 72$</p>	<p>Understand that multiplications may require an exchange of 1s for 10s, and also 10s for 100s.</p> <p>$4 \times 23 = ?$</p>  <p>$4 \times 23 = 92$</p>  <p>$5 \times 23 = ?$ $5 \times 3 = 15$ $5 \times 20 = 100$</p>	<p>Children may write calculations in expanded column form, but must understand the link with place value and exchange.</p> <p>Children are encouraged to write the expanded parts of the calculation separately.</p>  <p>$5 \times 28 = ?$</p> 
--	--	--	--

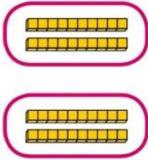

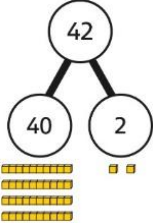
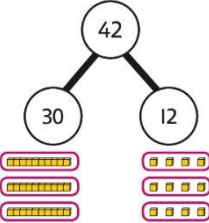


Roselands Maths Calculation Policy - Organised by Year Group

		$5 \times 23 = 115$	
Year 3 Division			
Using times-tables knowledge to divide	<p>Use knowledge of known times-tables to calculate divisions.</p>  <p><i>24 divided into groups of 8. There are 3 groups of 8.</i></p>	<p>Use knowledge of known times-tables to calculate divisions.</p>  <p>$48 \div 4 = 12$</p> <p><i>48 divided into groups of 4. There are 12 groups.</i></p> <p>$4 \times 12 = 48$ $48 \div 4 = 12$</p>	<p>Use knowledge of known times-tables to calculate divisions.</p> <p><i>I need to work out 30 shared between 5.</i></p> <p><i>I know that $6 \times 5 = 30$ so I know that $30 \div 5 = 6$.</i></p> <p>A bar model may represent the relationship between sharing and grouping.</p>  <p>$24 \div 4 = 6$ $24 \div 6 = 4$</p> <p>Children understand how division is related to both repeated subtraction and repeated addition.</p>  <p>$24 \div 8 = 3$</p> 

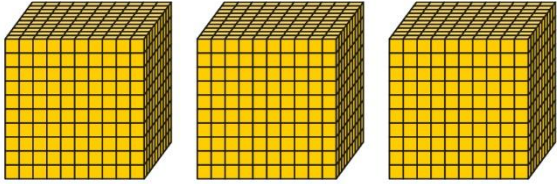

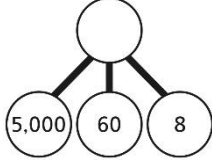
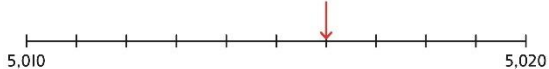
Roselands Maths Calculation Policy - Organised by Year Group

			$32 \div 8 = 4$
<p>Understanding remainders</p>	<p>Use equipment to understand that a remainder occurs when a set of objects cannot be divided equally any further.</p>  <p><i>There are 13 sticks in total. There are 3 groups of 4, with 1 remainder.</i></p>	<p>Use images to explain remainders.</p>  <p>$22 \div 5 = 4$ remainder 2</p>	<p>Understand that the remainder is what cannot be shared equally from a set.</p> <p>$22 \div 5 = ?$</p> <p>$3 \times 5 = 15$ $4 \times 5 = 20$ $5 \times 5 = 25$... this is larger than 22 So, $22 \div 5 = 4$ remainder 2</p>
<p>Using known facts to divide multiples of 10</p>	<p>Use place value equipment to understand how to divide by unitising.</p> <p><i>Make 6 ones divided by 3.</i></p>  <p><i>Now make 6 tens divided by 3.</i></p>  <p><i>What is the same? What is different?</i></p>	<p>Divide multiples of 10 by unitising.</p>  <p><i>12 tens shared into 3 equal groups. 4 tens in each group.</i></p>	<p>Divide multiples of 10 by a single digit using known times-tables.</p> <p>$180 \div 3 = ?$</p> <p><i>180 is 18 tens.</i></p> <p><i>18 divided by 3 is 6. 18 tens divided by 3 is 6 tens.</i></p> <p>$18 \div 3 = 6$ $180 \div 3 = 60$</p>
<p>2-digit number divided by 1-digit number, no remainders</p>	<p>Children explore dividing 2-digit numbers by using place value equipment.</p> 	<p>Children explore which partitions support particular divisions.</p>	<p>Children partition a number into 10s and 1s to divide where appropriate.</p> 

Roselands Maths Calculation Policy - Organised by Year Group

	<p>$48 \div 2 = ?$</p> <p>First divide the 10s.</p>  <p>Then divide the 1s.</p> 	 <p>I need to partition 42 differently to divide by 3.</p>  <p>$42 = 30 + 12$</p> <p>$42 \div 3 = 14$</p>	<p>$60 \div 2 = 30$ $8 \div 2 = 4$ $30 + 4 = 34$ $68 \div 2 = 34$</p> <p>Children partition flexibly to divide where appropriate.</p> <p>$42 \div 3 = ?$ $42 = 40 + 2$</p> <p>I need to partition 42 differently to divide by 3.</p> <p>$42 = 30 + 12$</p> <p>$30 \div 3 = 10$ $12 \div 3 = 4$</p> <p>$10 + 4 = 14$ $42 \div 3 = 14$</p>
<p>2-digit number divided by 1-digit number, with remainders</p>	<p>Use place value equipment to understand the concept of remainder.</p> <p>Make 29 from place value equipment. Share it into 2 equal groups.</p>  <p>There are two groups of 14 and</p>	<p>Use place value equipment to understand the concept of remainder in division.</p> <p>$29 \div 2 = ?$</p>  <p>$29 \div 2 = 14 \text{ remainder } 1$</p>	<p>Partition to divide, understanding the remainder in context.</p> <p>67 children try to make 5 equal lines.</p> <p>$67 = 50 + 17$ $50 \div 5 = 10$</p> <p>$17 \div 5 = 3 \text{ remainder } 2$ $67 \div 5 = 13 \text{ remainder } 2$</p>

Roselands Maths Calculation Policy - Organised by Year Group

	1 remainder.		There are 13 children in each line and 2 children left out.
Year 4			
	Concrete	Pictorial	Abstract
Year 4 Addition			
Understanding numbers to 10,000	<p>Use place value equipment to understand the place value of 4-digit numbers.</p>  <p>4 thousands equal 4,000.</p> <p>1 thousand is 10 hundreds.</p>	<p>Represent numbers using place value counters once children understand the relationship between 1,000s and 100s.</p>  <p>$2,000 + 500 + 40 + 2 = 2,542$</p>	<p>Understand partitioning of 4-digit numbers, including numbers with digits of 0.</p>  <p>$5,000 + 60 + 8 = 5,068$</p> <p>Understand and read 4-digit numbers on a number line.</p> 
Choosing mental methods where appropriate	<p>Use unitising and known facts to support mental calculations.</p> <p>Make 1,405 from place value equipment.</p> <p>Add 2,000.</p>	<p>Use unitising and known facts to support mental calculations.</p>	<p>Use unitising and known facts to support mental calculations.</p> <p>$4,256 + 300 = ?$</p> <p>$2 + 3 = 5$ $200 + 300 = 500$</p>

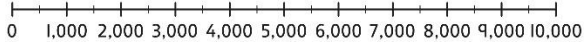
Roselands Maths Calculation Policy - Organised by Year Group

	<p>Now add the 1,000s. <i>1 thousand + 2 thousands = 3 thousands</i></p> <p>$1,405 + 2,000 = 3,405$</p>	<table border="1" data-bbox="943 277 1503 440"> <thead> <tr> <th>Th</th> <th>H</th> <th>T</th> <th>O</th> </tr> </thead> <tbody> <tr> <td>●●●●</td> <td>●●</td> <td>●●●●●●</td> <td>●●●●●●●●</td> </tr> <tr> <td></td> <td>●●●●</td> <td></td> <td></td> </tr> </tbody> </table> <p><i>I can add the 100s mentally.</i></p> <p>$200 + 300 = 500$</p> <p>So, $4,256 + 300 = 4,556$</p>	Th	H	T	O	●●●●	●●	●●●●●●	●●●●●●●●		●●●●			<p>$4,256 + 300 = 4,556$</p>
Th	H	T	O												
●●●●	●●	●●●●●●	●●●●●●●●												
	●●●●														
<p>Column addition with exchange</p>	<p>Use place value equipment on a place value grid to organise thinking.</p> <p>Ensure that children understand how the columns relate to place value and what to do if the numbers are not all 4-digit numbers.</p> <p><i>Use equipment to show $1,905 + 775$.</i></p> <table border="1" data-bbox="344 999 889 1161"> <thead> <tr> <th>Th</th> <th>H</th> <th>T</th> <th>O</th> </tr> </thead> <tbody> <tr> <td>●</td> <td>●●●●●●</td> <td></td> <td>●●●●●●</td> </tr> <tr> <td></td> <td>●●●●●●</td> <td>●●●●●●</td> <td>●●●●●●</td> </tr> </tbody> </table> <p><i>Why have only three columns been used for the second row? Why is the Thousands box empty?</i></p> <p><i>Which columns will total 10 or more?</i></p>	Th	H	T	O	●	●●●●●●		●●●●●●		●●●●●●	●●●●●●	●●●●●●	<p>Use place value equipment to model required exchanges.</p>	<p>Use a column method to add, including exchanges.</p>
Th	H	T	O												
●	●●●●●●		●●●●●●												
	●●●●●●	●●●●●●	●●●●●●												

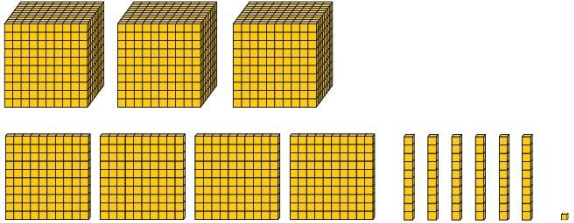
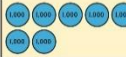











Roselands Maths Calculation Policy - Organised by Year Group

		<table border="1" style="margin-bottom: 10px;"> <tr><th>Th</th><th>H</th><th>T</th><th>O</th></tr> <tr><td>●</td><td>●●●●●●●●</td><td>●●●●●●●●</td><td>●●●●●●●●</td></tr> <tr><td>●●●●●●●●</td><td>●●●●</td><td>●●●●</td><td>●●●●●●●●</td></tr> </table> <p style="text-align: center;">● ←</p> <table border="1" style="margin-bottom: 10px;"> <tr><th>Th</th><th>H</th><th>T</th><th>O</th></tr> <tr><td>●</td><td>●●●●●●●●</td><td>●●●●●●●●</td><td></td></tr> <tr><td>●●●●●●●●</td><td>●●●●</td><td>●●●●</td><td>●</td></tr> </table> <p style="text-align: center;">●</p> <table border="1" style="margin-bottom: 10px;"> <tr><th>Th</th><th>H</th><th>T</th><th>O</th></tr> <tr><td>●</td><td>●●●●●●●●</td><td>●●●●●●●●</td><td></td></tr> <tr><td>●●●●●●●●</td><td>●●●●</td><td>●●●●</td><td>●</td></tr> </table> <p style="text-align: center;">●</p> <table border="1" style="margin-bottom: 10px;"> <tr><th>Th</th><th>H</th><th>T</th><th>O</th></tr> <tr><td>●</td><td>●●●●●●●●</td><td>●●●●●●●●</td><td></td></tr> <tr><td>●●●●●●●●</td><td>●●●●</td><td>●●●●</td><td>●</td></tr> </table> <p style="text-align: center;">●</p>	Th	H	T	O	●	●●●●●●●●	●●●●●●●●	●●●●●●●●	●●●●●●●●	●●●●	●●●●	●●●●●●●●	Th	H	T	O	●	●●●●●●●●	●●●●●●●●		●●●●●●●●	●●●●	●●●●	●	Th	H	T	O	●	●●●●●●●●	●●●●●●●●		●●●●●●●●	●●●●	●●●●	●	Th	H	T	O	●	●●●●●●●●	●●●●●●●●		●●●●●●●●	●●●●	●●●●	●	<table style="margin-bottom: 20px;"> <tr><th>Th</th><th>H</th><th>T</th><th>O</th></tr> <tr><td>1</td><td>5</td><td>5</td><td>4</td></tr> <tr><td>+ 4</td><td>2</td><td>3</td><td>7</td></tr> <tr><td colspan="4"><hr/></td></tr> <tr><td></td><td></td><td></td><td>1</td></tr> </table> <table style="margin-bottom: 20px;"> <tr><th>Th</th><th>H</th><th>T</th><th>O</th></tr> <tr><td>1</td><td>5</td><td>5</td><td>4</td></tr> <tr><td>+ 4</td><td>2</td><td>3</td><td>7</td></tr> <tr><td colspan="4"><hr/></td></tr> <tr><td></td><td></td><td>9</td><td>1</td></tr> </table> <table style="margin-bottom: 20px;"> <tr><th>Th</th><th>H</th><th>T</th><th>O</th></tr> <tr><td>1</td><td>5</td><td>5</td><td>4</td></tr> <tr><td>+ 4</td><td>2</td><td>3</td><td>7</td></tr> <tr><td colspan="4"><hr/></td></tr> <tr><td></td><td>7</td><td>9</td><td>1</td></tr> </table> <table style="margin-bottom: 20px;"> <tr><th>Th</th><th>H</th><th>T</th><th>O</th></tr> <tr><td>1</td><td>5</td><td>5</td><td>4</td></tr> <tr><td>+ 4</td><td>2</td><td>3</td><td>7</td></tr> <tr><td colspan="4"><hr/></td></tr> <tr><td>5</td><td>7</td><td>9</td><td>1</td></tr> </table>	Th	H	T	O	1	5	5	4	+ 4	2	3	7	<hr/>							1	Th	H	T	O	1	5	5	4	+ 4	2	3	7	<hr/>						9	1	Th	H	T	O	1	5	5	4	+ 4	2	3	7	<hr/>					7	9	1	Th	H	T	O	1	5	5	4	+ 4	2	3	7	<hr/>				5	7	9	1	<p>Include examples that exchange in more than one column.</p> <p>Include examples that exchange in more than one column.</p>
Th	H	T	O																																																																																																																																	
●	●●●●●●●●	●●●●●●●●	●●●●●●●●																																																																																																																																	
●●●●●●●●	●●●●	●●●●	●●●●●●●●																																																																																																																																	
Th	H	T	O																																																																																																																																	
●	●●●●●●●●	●●●●●●●●																																																																																																																																		
●●●●●●●●	●●●●	●●●●	●																																																																																																																																	
Th	H	T	O																																																																																																																																	
●	●●●●●●●●	●●●●●●●●																																																																																																																																		
●●●●●●●●	●●●●	●●●●	●																																																																																																																																	
Th	H	T	O																																																																																																																																	
●	●●●●●●●●	●●●●●●●●																																																																																																																																		
●●●●●●●●	●●●●	●●●●	●																																																																																																																																	
Th	H	T	O																																																																																																																																	
1	5	5	4																																																																																																																																	
+ 4	2	3	7																																																																																																																																	
<hr/>																																																																																																																																				
			1																																																																																																																																	
Th	H	T	O																																																																																																																																	
1	5	5	4																																																																																																																																	
+ 4	2	3	7																																																																																																																																	
<hr/>																																																																																																																																				
		9	1																																																																																																																																	
Th	H	T	O																																																																																																																																	
1	5	5	4																																																																																																																																	
+ 4	2	3	7																																																																																																																																	
<hr/>																																																																																																																																				
	7	9	1																																																																																																																																	
Th	H	T	O																																																																																																																																	
1	5	5	4																																																																																																																																	
+ 4	2	3	7																																																																																																																																	
<hr/>																																																																																																																																				
5	7	9	1																																																																																																																																	

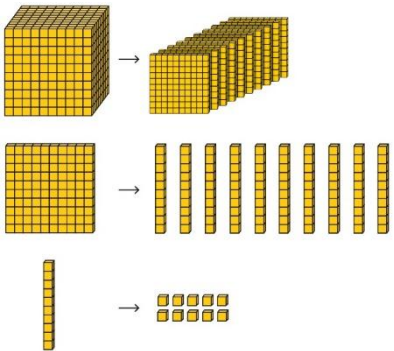
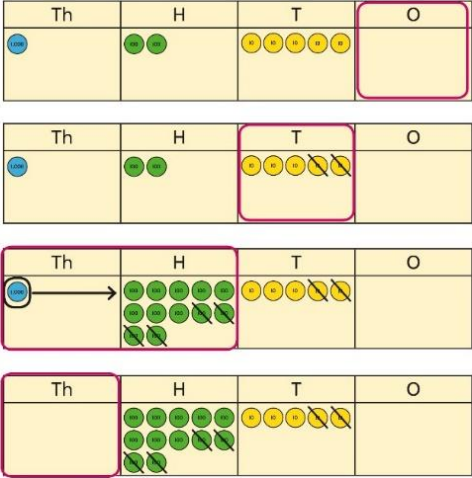
Roselands Maths Calculation Policy - Organised by Year Group

<p>Representing additions and checking strategies</p>		<p>Bar models may be used to represent additions in problem contexts, and to justify mental methods where appropriate.</p> <div style="display: flex; align-items: center; justify-content: center;"> <table border="1" style="margin-right: 20px;"> <tr><td colspan="2" style="text-align: center;">1,373</td></tr> <tr><td style="text-align: center;">799</td><td style="text-align: center;">574</td></tr> </table> <table style="margin-left: 20px;"> <thead> <tr><th>Th</th><th>H</th><th>T</th><th>O</th></tr> </thead> <tbody> <tr><td style="text-align: center;">7</td><td style="text-align: center;">9</td><td style="text-align: center;">9</td><td></td></tr> <tr><td colspan="4" style="text-align: center;">+</td></tr> <tr><td style="text-align: center;">5</td><td style="text-align: center;">7</td><td style="text-align: center;">4</td><td></td></tr> <tr><td colspan="4" style="text-align: center;">-----</td></tr> <tr><td style="text-align: center;">1</td><td style="text-align: center;">3</td><td style="text-align: center;">7</td><td style="text-align: center;">3</td></tr> <tr><td style="text-align: center;"> </td><td style="text-align: center;"> </td><td style="text-align: center;"> </td><td></td></tr> </tbody> </table> </div> <p><i>I chose to work out $574 + 800$, then subtract 1.</i></p> <div style="text-align: center; margin: 10px 0;"> <table border="1" style="margin: 0 auto;"> <tr><td colspan="2" style="text-align: center;">6,000</td></tr> <tr><td colspan="2" style="text-align: center;">-----</td></tr> <tr><td style="text-align: center;">2,999</td><td style="text-align: center;">3,001</td></tr> </table> </div> <p><i>This is equivalent to $3,000 + 3,000$.</i></p>	1,373		799	574	Th	H	T	O	7	9	9		+				5	7	4		-----				1	3	7	3					6,000		-----		2,999	3,001	<p>Use rounding and estimating on a number line to check the reasonableness of an addition.</p> <div style="text-align: center; margin: 10px 0;">  </div> <p>$912 + 6,149 = ?$</p> <p><i>I used rounding to work out that the answer should be approximately $1,000 + 6,000 = 7,000$.</i></p>
1,373																																									
799	574																																								
Th	H	T	O																																						
7	9	9																																							
+																																									
5	7	4																																							

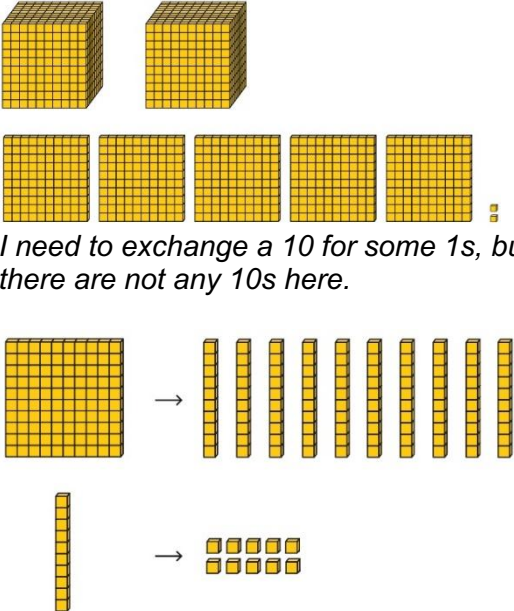
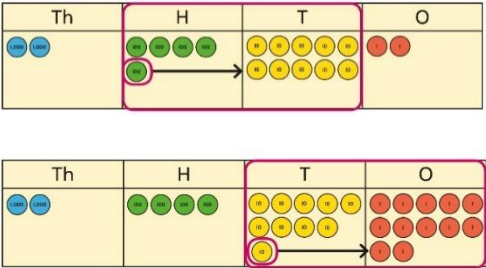
1	3	7	3																																						
6,000																																									

2,999	3,001																																								
<p>Year 4 Subtraction</p>																																									
<p>Choosing mental methods where appropriate</p>	<p>Use place value equipment to justify mental methods.</p> <div style="text-align: center; margin: 10px 0;">  </div> <p><i>What number will be left if we take away 300?</i></p>	<p>Use place value grids to support mental methods where appropriate.</p> <div style="text-align: center; margin: 10px 0;"> <table border="1" style="margin: 0 auto;"> <thead> <tr><th>Th</th><th>H</th><th>T</th><th>O</th></tr> </thead> <tbody> <tr> <td style="text-align: center;">  </td> <td style="text-align: center;">  </td> <td style="text-align: center;">  </td> <td style="text-align: center;">  </td> </tr> </tbody> </table> </div> <p>$7,646 - 40 = 7,606$</p>	Th	H	T	O					<p>Use knowledge of place value and unitising to subtract mentally where appropriate.</p> <p>$3,501 - 2,000$</p> <p><i>3 thousands - 2 thousands = 1 thousand</i></p> <p>$3,501 - 2,000 = 1,501$</p>																														
Th	H	T	O																																						
																																									



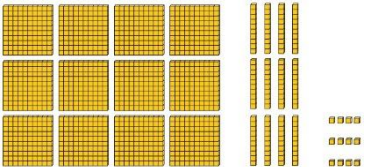
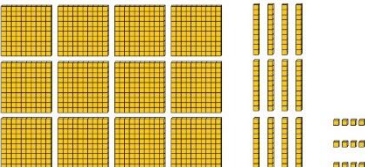



Roselands Maths Calculation Policy - Organised by Year Group

<p>Column subtraction with exchange</p>	<p>Understand why exchange of a 1,000 for 100s, a 100 for 10s, or a 10 for 1s may be necessary.</p> 	<p>Represent place value equipment on a place value grid to subtract, including exchanges where needed.</p> 	<p>Use column subtraction, with understanding of the place value of any exchange required.</p> $\begin{array}{r} \text{Th} \quad \text{H} \quad \text{T} \quad \text{O} \\ 2 \quad 5 \quad 0 \\ - 4 \quad 2 \quad 0 \\ \hline 0 \end{array}$ $\begin{array}{r} \text{Th} \quad \text{H} \quad \text{T} \quad \text{O} \\ 1 \quad 2 \quad 5 \quad 0 \\ - 4 \quad 2 \quad 0 \\ \hline 3 \quad 0 \end{array}$ $\begin{array}{r} \text{Th} \quad \text{H} \quad \text{T} \quad \text{O} \\ \cancel{2} \quad 5 \quad 0 \\ - 4 \quad 2 \quad 0 \\ \hline 8 \quad 3 \quad 0 \end{array}$ $\begin{array}{r} \text{Th} \quad \text{H} \quad \text{T} \quad \text{O} \\ \cancel{2} \quad 5 \quad 0 \\ - 4 \quad 2 \quad 0 \\ \hline 8 \quad 3 \quad 0 \end{array}$
<p>Column subtraction with exchange across more than one column</p>	<p>Understand why two exchanges may be necessary.</p> <p>$2,502 - 243 = ?$</p>	<p>Make exchanges across more than one column where there is a zero as a place holder.</p> <p>$2,502 - 243 = ?$</p>	<p>Make exchanges across more than one column where there is a zero as a place holder.</p> <p>$2,502 - 243 = ?$</p>


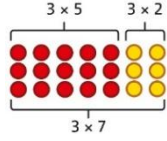


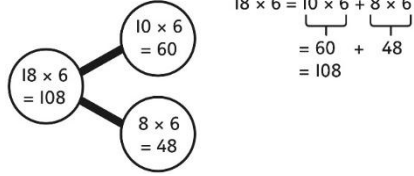
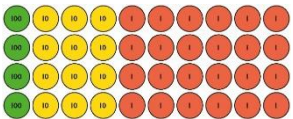
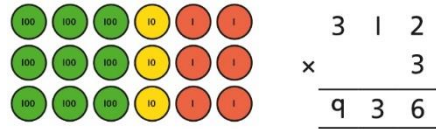
Roselands Maths Calculation Policy - Organised by Year Group

	 <p>I need to exchange a 10 for some 1s, but there are not any 10s here.</p>		$\begin{array}{r} \text{Th} \quad \text{H} \quad \text{T} \quad \text{O} \\ 2 \quad 48 \quad 0 \quad 2 \\ - 2 \quad 4 \quad 3 \\ \hline \end{array}$ $\begin{array}{r} \text{Th} \quad \text{H} \quad \text{T} \quad \text{O} \\ 2 \quad 48 \quad 10 \quad 2 \\ - 2 \quad 4 \quad 3 \\ \hline \end{array}$ $\begin{array}{r} \text{Th} \quad \text{H} \quad \text{T} \quad \text{O} \\ 2 \quad 48 \quad 9 \quad 12 \\ - 2 \quad 4 \quad 3 \\ \hline 2 \quad 2 \quad 5 \quad 9 \end{array}$										
<p>Representing subtractions and checking strategies</p>		<p>Use bar models to represent subtractions where a part needs to be calculated.</p> <div style="text-align: center;"> <table border="1" data-bbox="945 1018 1303 1168"> <tr><td colspan="2">Total 5,762</td></tr> <tr><td>?</td><td>2,899</td></tr> <tr><td>Yes votes</td><td>No votes</td></tr> </table> </div> <p><i>I can work out the total number of Yes votes using $5,762 - 2,899$.</i></p> <p>Bar models can also represent 'find the difference' as a subtraction problem.</p>	Total 5,762		?	2,899	Yes votes	No votes	<p>Use inverse operations to check subtractions.</p> <p><i>I calculated $1,225 - 799 = 574$. I will check by adding the parts.</i></p> <table border="1" data-bbox="1550 1155 1809 1225"> <tr><td colspan="2">1,225</td></tr> <tr><td>799</td><td>574</td></tr> </table> $\begin{array}{r} \text{Th} \quad \text{H} \quad \text{T} \quad \text{O} \\ 1,225 \\ + 799 \\ \hline 2,024 \end{array}$ <p><i>The parts do not add to make 1,225. I must have made a mistake.</i></p>	1,225		799	574
Total 5,762													
?	2,899												
Yes votes	No votes												
1,225													
799	574												



Roselands Maths Calculation Policy - Organised by Year Group

		Danny  Luis 	
Year 4 Multiplication			
Multiplying by multiples of 10 and 100	<p>Use unitising and place value equipment to understand how to multiply by multiples of 1, 10 and 100.</p>  <p>3 groups of 4 ones is 12 ones. 3 groups of 4 tens is 12 tens. 3 groups of 4 hundreds is 12 hundreds.</p>	<p>Use unitising and place value equipment to understand how to multiply by multiples of 1, 10 and 100.</p>  <p>$3 \times 4 = 12$ $3 \times 40 = 120$ $3 \times 400 = 1,200$</p>	<p>Use known facts and understanding of place value and commutativity to multiply mentally.</p> <p>$4 \times 7 = 28$ $4 \times 70 = 280$ $40 \times 7 = 280$ $4 \times 700 = 2,800$ $400 \times 7 = 2,800$</p>
Understanding times-tables up to 12×12	<p>Understand the special cases of multiplying by 1 and 0.</p>  <p>$5 \times 1 = 5$ $5 \times 0 = 0$</p>	<p>Represent the relationship between the $\times 9$ table and the $\times 10$ table.</p>  <p>Represent the $\times 11$ table and $\times 12$ tables in relation to the $\times 10$ table.</p>  <p>$2 \times 11 = 20 + 2$ $3 \times 11 = 30 + 3$</p>	<p>Understand how times-tables relate to counting patterns.</p> <p>Understand links between the $\times 3$ table, $\times 6$ table and $\times 9$ table 5×6 is double 5×3</p> <p>$\times 5$ table and $\times 6$ table <i>I know that $7 \times 5 = 35$ so I know that $7 \times 6 = 35 + 7$.</i></p> <p>$\times 5$ table and $\times 7$ table $3 \times 7 = 3 \times 5 + 3 \times 2$</p>







Roselands Maths Calculation Policy - Organised by Year Group

		$4 \times 11 = 40 + 4$  $4 \times 12 = 40 + 8$	 $\times 9$ table and $\times 10$ table $6 \times 10 = 60$ $6 \times 9 = 60 - 6$
<p>Understanding and using partitioning in multiplication</p>	<p>Make multiplications by partitioning.</p> <p>4×12 is 4 groups of 10 and 4 groups of 2.</p>  $4 \times 12 = 40 + 8$	<p>Understand how multiplication and partitioning are related through addition.</p>  $4 \times 3 = 12$ $4 \times 5 = 20$ $4 \times 8 = 32$ $4 \times 3 = 12$ $4 \times 5 = 20$ $12 + 20 = 32$ $4 \times 8 = 32$	<p>Use partitioning to multiply 2-digit numbers by a single digit.</p> <p>$18 \times 6 = ?$</p>  $18 \times 6 = 10 \times 6 + 8 \times 6$ $= 60 + 48$ $= 108$
<p>Column multiplication for 2- and 3-digit numbers multiplied by a single digit</p>	<p>Use place value equipment to make multiplications.</p> <p>Make 4×136 using equipment.</p> 	<p>Use place value equipment alongside a column method for multiplication of up to 3-digit numbers by a single digit.</p> 	<p>Use the formal column method for up to 3-digit numbers multiplied by a single digit.</p> $\begin{array}{r} 312 \\ \times 3 \\ \hline 936 \end{array}$ <p>Understand how the expanded column method is related to the formal column method and understand how any</p>

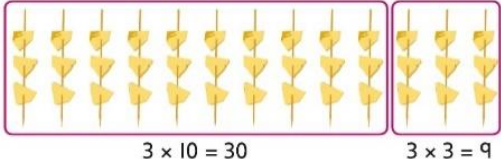
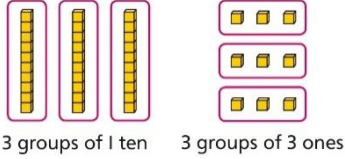
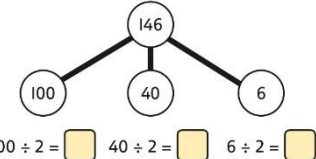
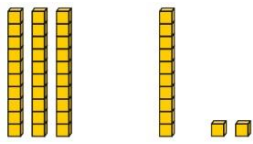
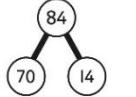

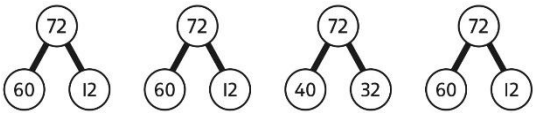
Roselands Maths Calculation Policy - Organised by Year Group

	<p><i>I can work out how many 1s, 10s and 100s.</i></p> <p><i>There are 4×6 ones... 24 ones</i> <i>There are 4×3 tens ... 12 tens</i> <i>There are 4×1 hundreds ... 4 hundreds</i></p> <p>$24 + 120 + 400 = 544$</p>		<p>exchanges are related to place value at each stage of the calculation.</p> $\begin{array}{r} 23 \\ \times 5 \\ \hline 115 \\ \hline 100 \\ \hline 115 \end{array}$ $\begin{array}{r} 23 \\ \times 5 \\ \hline 115 \\ \hline 115 \end{array}$
<p>Multiplying more than two numbers</p>	<p>Represent situations by multiplying three numbers together.</p>  <p><i>Each sheet has 2×5 stickers.</i> <i>There are 3 sheets.</i></p> <p><i>There are $5 \times 2 \times 3$ stickers in total.</i></p> $5 \times 2 \times 3 = 30$ $\underbrace{\quad\quad}_2 \times 3 = 30$	<p>Understand that commutativity can be used to multiply in different orders.</p>  <p>$2 \times 6 \times 10 = 120$ $12 \times 10 = 120$</p> <p>$10 \times 6 \times 2 = 120$ $60 \times 2 = 120$</p>	<p>Use knowledge of factors to simplify some multiplications.</p> <p>$24 \times 5 = 12 \times 2 \times 5$</p> <p>$12 \times 2 \times 5 =$</p> $\underbrace{\quad\quad}_2 \times 10 = 120$ <p>So, $24 \times 5 = 120$</p>
<p>Year 4 Division</p>			
<p>Understanding the relationship between</p>	<p>Use objects to explore families of multiplication and division facts.</p>	<p>Represent divisions using an array.</p>	<p>Understand families of related multiplication and division facts.</p> <p><i>I know that $5 \times 7 = 35$</i></p>

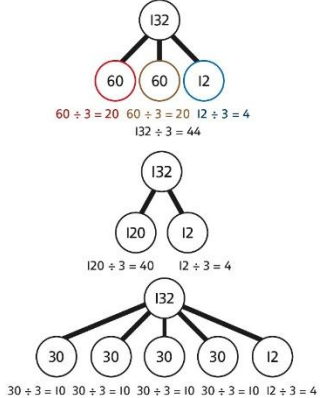
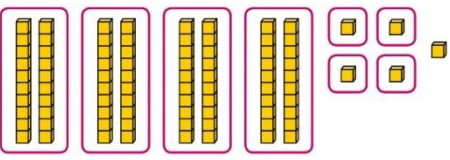

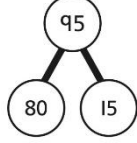
Roselands Maths Calculation Policy - Organised by Year Group

<p>multiplication and division, including times-tables</p>	 <p>$4 \times 6 = 24$ <i>24 is 6 groups of 4.</i> <i>24 is 4 groups of 6.</i></p> <p><i>24 divided by 6 is 4.</i> <i>24 divided by 4 is 6.</i></p>	 <p>$28 \div 7 = 4$</p>	<p><i>so I know all these facts:</i></p> <p>$5 \times 7 = 35$ $7 \times 5 = 35$ $35 = 5 \times 7$ $35 = 7 \times 5$ $35 \div 5 = 7$ $35 \div 7 = 5$ $7 = 35 \div 5$ $5 = 35 \div 7$</p>
<p>Dividing multiples of 10 and 100 by a single digit</p>	<p>Use place value equipment to understand how to use unitising to divide.</p>  <p><i>8 ones divided into 2 equal groups 4 ones in each group</i></p> <p><i>8 tens divided into 2 equal groups 4 tens in each group</i></p> <p><i>8 hundreds divided into 2 equal groups 4 hundreds in each group</i></p>	<p>Represent divisions using place value equipment.</p> <p>$9 \div 3 = \square$</p>  <p>$90 \div 3 = \square$</p>  <p>$900 \div 3 = \square$</p>  <p>$9 \div 3 = 3$</p> <p><i>9 tens divided by 3 is 3 tens.</i> <i>9 hundreds divided by 3 is 3 hundreds.</i></p>	<p>Use known facts to divide 10s and 100s by a single digit.</p> <p>$15 \div 3 = 5$</p> <p>$150 \div 3 = 50$</p> <p>$1500 \div 3 = 500$</p>
<p>Dividing 2-digit and 3-digit numbers by a</p>	<p>Partition into 10s and 1s to divide where appropriate.</p>	<p>Partition into 100s, 10s and 1s using Base 10 equipment to divide where appropriate.</p>	<p>Partition into 100s, 10s and 1s using a part-whole model to divide where appropriate.</p>

Roselands Maths Calculation Policy - Organised by Year Group

<p>single digit by partitioning into 100s, 10s and 1s</p>	<p>$39 \div 3 = ?$</p>  <p>$3 \times 10 = 30$ $3 \times 3 = 9$</p> <p>$39 = 30 + 9$</p> <p>$30 \div 3 = 10$ $9 \div 3 = 3$ $39 \div 3 = 13$</p>	<p>$39 \div 3 = ?$</p>  <p>3 groups of 1 ten 3 groups of 3 ones</p> <p>$39 = 30 + 9$</p> <p>$30 \div 3 = 10$ $9 \div 3 = 3$ $39 \div 3 = 13$</p>	<p>$142 \div 2 = ?$</p>  <p>$100 \div 2 = \square$ $40 \div 2 = \square$ $6 \div 2 = \square$</p> <p>$100 \div 2 = 50$ $40 \div 2 = 20$ $6 \div 2 = 3$ $50 + 20 + 3 = 73$ $142 \div 2 = 73$</p>
<p>Dividing 2-digit and 3-digit numbers by a single digit, using flexible partitioning</p>	<p>Use place value equipment to explore why different partitions are needed.</p> <p>$42 \div 3 = ?$</p> <p><i>I will split it into 30 and 12, so that I can divide by 3 more easily.</i></p> 	<p>Represent how to partition flexibly where needed.</p> <p>$84 \div 7 = ?$</p> <p><i>I will partition into 70 and 14 because I am dividing by 7.</i></p>  <p>$70 \div 7 = 10$ $14 \div 7 = 2$</p>  <p>$84 \div 7 = 12$</p>	<p>Make decisions about appropriate partitioning based on the division required.</p>  <p>$72 \div 2 = 36$ $72 \div 3 = 24$ $72 \div 4 = 18$ $72 \div 6 = 12$</p> <p>Understand that different partitions can be used to complete the same division.</p>

Roselands Maths Calculation Policy - Organised by Year Group

			
<p>Understanding remainders</p>	<p>Use place value equipment to find remainders.</p> <p><i>85 shared into 4 equal groups</i></p> <p><i>There are 24, and 1 that cannot be shared.</i></p> 	<p>Represent the remainder as the part that cannot be shared equally.</p>  <p>$72 \div 5 = 14 \text{ remainder } 2$</p>	<p>Understand how partitioning can reveal remainders of divisions.</p>  <p>$80 \div 4 = 20$</p> <p>$12 \div 4 = 3$</p> <p>$95 \div 4 = 23 \text{ remainder } 3$</p>



Roselands Maths Calculation Policy - Organised by Year Group

UPPER KEY STAGE 2

In upper Key Stage 2, children build on secure foundations in calculation, and develop fluency, accuracy and flexibility in their approach to the four operations. They work with whole numbers and adapt their skills to work with decimals, and they continue to develop their ability to select appropriate, accurate and efficient operations.

Key language: decimal, column methods, exchange, partition, mental method, ten thousand, hundred thousand, million, factor, multiple, prime number, square number, cube number

Addition and subtraction: Children build on their column methods to add and subtract numbers with up to seven digits, and they adapt the methods to calculate efficiently and effectively with decimals, ensuring understanding of place value at every stage.

Children compare and contrast methods, and they select mental methods or jottings where appropriate and where these are more likely to be efficient or accurate when compared with formal column methods.

Bar models are used to represent the calculations required to solve problems and may indicate where efficient methods can be chosen.

Multiplication and division: Building on their understanding, children develop methods to multiply up to 4-digit numbers by single-digit and 2-digit numbers.

Children develop column methods with an understanding of place value, and they continue to use the key skill of unitising to multiply and divide by 10, 100 and 1,000.

Written division methods are introduced and adapted for division by single-digit and 2-digit numbers and are understood alongside the area model and place value. In Year 6, children develop a secure understanding of how division is related to fractions.

Multiplication and division of decimals are also introduced and refined in Year 6.

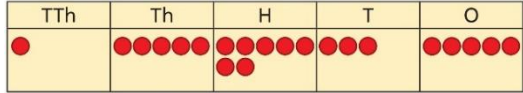
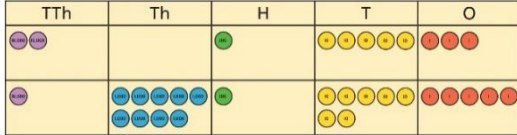
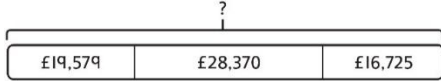
Fractions: Children find fractions of amounts, multiply a fraction by a whole number and by another fraction, divide a fraction by a whole number, and add and subtract fractions with different denominators. Children become more confident working with improper fractions and mixed numbers and can calculate with them.

Understanding of decimals with up to 3 decimal places is built through place value and as fractions, and children calculate with decimals in the context of measure as well as in pure arithmetic.


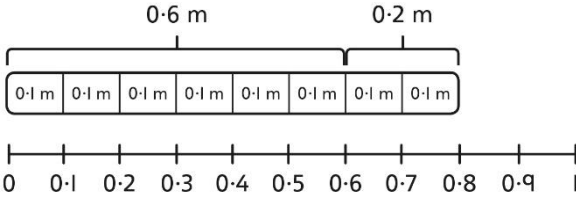
Children develop an understanding of percentages in relation to hundredths, and they understand how to work with common percentages: 50%, 25%, 10% and 1%.

Roselands Maths Calculation Policy - Organised by Year Group

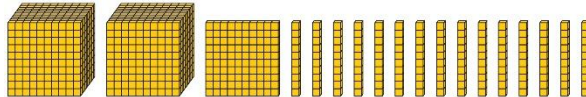
Year 5

	Concrete	Pictorial	Abstract
Year 5 Addition			
Column addition with whole numbers	<p>Use place value equipment to represent additions.</p> <p><i>Add a row of counters onto the place value grid to show $15,735 + 4,012$.</i></p> 	<p>Represent additions, using place value equipment on a place value grid alongside written methods.</p>  <p><i>I need to exchange 10 tens for a 100.</i></p> $\begin{array}{r} \text{TTh Th H T O} \\ 20 \quad \quad 53 \\ + 19 \quad \quad 75 \\ \hline 39 \quad \quad 28 \end{array}$	<p>Use column addition, including exchanges.</p> $\begin{array}{r} \text{TTh Th H T O} \\ 19 \quad \quad 75 \\ + 18 \quad \quad 47 \\ \hline 37 \quad \quad 92 \end{array}$
Representing additions		<p>Bar models represent addition of two or more numbers in the context of problem solving.</p> 	<p>Use approximation to check whether answers are reasonable.</p> $\begin{array}{r} \text{TTh Th H T O} \\ 23405 \\ + 7892 \\ \hline 20297 \end{array} \qquad \begin{array}{r} \text{TTh Th H T O} \\ 23405 \\ + 7892 \\ \hline 31297 \end{array}$ <p><i>I will use $23,000 + 8,000$ to check.</i></p>

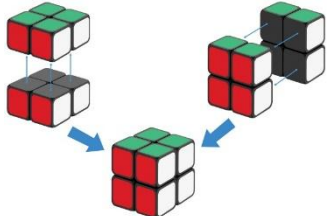

Roselands Maths Calculation Policy - Organised by Year Group

		<p>Jen £2,600</p> <p>Holly £2,600 £1,450</p> <p style="text-align: center;">} ?</p> <p style="text-align: center;">£4,050</p> <table style="width: 100%; border-collapse: collapse;"> <tr> <td style="text-align: right; padding-right: 10px;">Th H T O</td> <td style="text-align: right; padding-right: 10px;">Th H T O</td> </tr> <tr> <td style="text-align: right;">2 6 0 0</td> <td style="text-align: right;">2 6 0 0</td> </tr> <tr> <td style="text-align: right;">+ 1 4 5 0</td> <td style="text-align: right;">+ 4 0 5 0</td> </tr> <tr> <td style="text-align: right; border-top: 1px solid black;">4 0 5 0</td> <td style="text-align: right; border-top: 1px solid black;">6 6 5 0</td> </tr> </table>	Th H T O	Th H T O	2 6 0 0	2 6 0 0	+ 1 4 5 0	+ 4 0 5 0	4 0 5 0	6 6 5 0																												
Th H T O	Th H T O																																					
2 6 0 0	2 6 0 0																																					
+ 1 4 5 0	+ 4 0 5 0																																					
4 0 5 0	6 6 5 0																																					
<p>Adding tenths</p>	<p>Link measure with addition of decimals.</p> <p><i>Two lengths of fencing are 0.6 m and 0.2 m.</i></p> <p><i>How long are they when added together?</i></p> <div style="text-align: center;">  </div>	<p>Use a bar model with a number line to add tenths.</p> <div style="text-align: center;">  </div> <p>$0.6 + 0.2 = 0.8$</p> <p><i>6 tenths + 2 tenths = 8 tenths</i></p>	<p>Understand the link with adding fractions.</p> $\frac{6}{10} + \frac{2}{10} = \frac{8}{10}$ <p><i>6 tenths + 2 tenths = 8 tenths</i></p> <p>$0.6 + 0.2 = 0.8$</p>																																			
<p>Adding decimals using column addition</p>	<p>Use place value equipment to represent additions.</p> <p><i>Show $0.23 + 0.45$ using place value counters.</i></p>	<p>Use place value equipment on a place value grid to represent additions.</p> <p>Represent exchange where necessary.</p> <div style="display: flex; align-items: center;"> <table border="1" style="border-collapse: collapse; text-align: center;"> <tr> <td style="width: 10%;"></td> <td style="width: 10%;">O</td> <td style="width: 10%;">•</td> <td style="width: 10%;">Tth</td> <td style="width: 10%;">Hth</td> </tr> <tr> <td></td> <td></td> <td></td> <td style="border: 2px solid red; padding: 2px;"> <table style="border-collapse: collapse; text-align: center;"> <tr><td style="border: 1px solid red; border-radius: 50%; width: 15px; height: 15px;">20</td><td style="border: 1px solid red; border-radius: 50%; width: 15px; height: 15px;">30</td><td style="border: 1px solid red; border-radius: 50%; width: 15px; height: 15px;">40</td></tr> <tr><td style="border: 1px solid red; border-radius: 50%; width: 15px; height: 15px;">20</td><td style="border: 1px solid red; border-radius: 50%; width: 15px; height: 15px;">30</td><td style="border: 1px solid red; border-radius: 50%; width: 15px; height: 15px;">30</td></tr> <tr><td style="border: 1px solid red; border-radius: 50%; width: 15px; height: 15px;">20</td><td style="border: 1px solid red; border-radius: 50%; width: 15px; height: 15px;">30</td><td style="border: 1px solid red; border-radius: 50%; width: 15px; height: 15px;">30</td></tr> </table> </td> <td style="padding: 2px;"> <table style="border-collapse: collapse; text-align: center;"> <tr><td style="border: 1px solid green; border-radius: 50%; width: 15px; height: 15px;">40</td><td style="border: 1px solid green; border-radius: 50%; width: 15px; height: 15px;">50</td></tr> <tr><td style="border: 1px solid green; border-radius: 50%; width: 15px; height: 15px;">40</td><td style="border: 1px solid green; border-radius: 50%; width: 15px; height: 15px;">50</td></tr> </table> </td> </tr> </table> <div style="margin-left: 10px;"> <table style="border-collapse: collapse;"> <tr><td style="text-align: right; padding-right: 5px;">O · Tth Hth</td></tr> <tr><td style="text-align: right;">0 · 2 3</td></tr> <tr><td style="text-align: right;">+ 0 · 4 5</td></tr> <tr><td style="text-align: right; border-top: 1px solid black;">1 · 2 5</td></tr> </table> </div> </div> <p style="margin-left: 20px;">←</p> <p>Include examples where the numbers of decimal places are different.</p>		O	•	Tth	Hth				<table style="border-collapse: collapse; text-align: center;"> <tr><td style="border: 1px solid red; border-radius: 50%; width: 15px; height: 15px;">20</td><td style="border: 1px solid red; border-radius: 50%; width: 15px; height: 15px;">30</td><td style="border: 1px solid red; border-radius: 50%; width: 15px; height: 15px;">40</td></tr> <tr><td style="border: 1px solid red; border-radius: 50%; width: 15px; height: 15px;">20</td><td style="border: 1px solid red; border-radius: 50%; width: 15px; height: 15px;">30</td><td style="border: 1px solid red; border-radius: 50%; width: 15px; height: 15px;">30</td></tr> <tr><td style="border: 1px solid red; border-radius: 50%; width: 15px; height: 15px;">20</td><td style="border: 1px solid red; border-radius: 50%; width: 15px; height: 15px;">30</td><td style="border: 1px solid red; border-radius: 50%; width: 15px; height: 15px;">30</td></tr> </table>	20	30	40	20	30	30	20	30	30	<table style="border-collapse: collapse; text-align: center;"> <tr><td style="border: 1px solid green; border-radius: 50%; width: 15px; height: 15px;">40</td><td style="border: 1px solid green; border-radius: 50%; width: 15px; height: 15px;">50</td></tr> <tr><td style="border: 1px solid green; border-radius: 50%; width: 15px; height: 15px;">40</td><td style="border: 1px solid green; border-radius: 50%; width: 15px; height: 15px;">50</td></tr> </table>	40	50	40	50	O · Tth Hth	0 · 2 3	+ 0 · 4 5	1 · 2 5	<p>Add using a column method, ensuring that children understand the link with place value.</p> <div style="text-align: center;"> <table style="border-collapse: collapse;"> <tr><td style="text-align: right; padding-right: 5px;">O · Tth Hth</td></tr> <tr><td style="text-align: right;">0 · 2 3</td></tr> <tr><td style="text-align: right;">+ 0 · 4 5</td></tr> <tr><td style="text-align: right; border-top: 1px solid black;">0 · 6 8</td></tr> </table> </div> <p>Include exchange where required, alongside an understanding of place value.</p> <div style="text-align: center;"> <table style="border-collapse: collapse;"> <tr><td style="text-align: right; padding-right: 5px;">O · Tth Hth</td></tr> <tr><td style="text-align: right;">0 · 2 3</td></tr> <tr><td style="text-align: right;">+ 0 · 4 5</td></tr> <tr><td style="text-align: right; border-top: 1px solid black;">1 · 2 5</td></tr> </table> </div>	O · Tth Hth	0 · 2 3	+ 0 · 4 5	0 · 6 8	O · Tth Hth	0 · 2 3	+ 0 · 4 5	1 · 2 5
	O	•	Tth	Hth																																		
			<table style="border-collapse: collapse; text-align: center;"> <tr><td style="border: 1px solid red; border-radius: 50%; width: 15px; height: 15px;">20</td><td style="border: 1px solid red; border-radius: 50%; width: 15px; height: 15px;">30</td><td style="border: 1px solid red; border-radius: 50%; width: 15px; height: 15px;">40</td></tr> <tr><td style="border: 1px solid red; border-radius: 50%; width: 15px; height: 15px;">20</td><td style="border: 1px solid red; border-radius: 50%; width: 15px; height: 15px;">30</td><td style="border: 1px solid red; border-radius: 50%; width: 15px; height: 15px;">30</td></tr> <tr><td style="border: 1px solid red; border-radius: 50%; width: 15px; height: 15px;">20</td><td style="border: 1px solid red; border-radius: 50%; width: 15px; height: 15px;">30</td><td style="border: 1px solid red; border-radius: 50%; width: 15px; height: 15px;">30</td></tr> </table>	20	30	40	20	30	30	20	30	30	<table style="border-collapse: collapse; text-align: center;"> <tr><td style="border: 1px solid green; border-radius: 50%; width: 15px; height: 15px;">40</td><td style="border: 1px solid green; border-radius: 50%; width: 15px; height: 15px;">50</td></tr> <tr><td style="border: 1px solid green; border-radius: 50%; width: 15px; height: 15px;">40</td><td style="border: 1px solid green; border-radius: 50%; width: 15px; height: 15px;">50</td></tr> </table>	40	50	40	50																					
20	30	40																																				
20	30	30																																				
20	30	30																																				
40	50																																					
40	50																																					
O · Tth Hth																																						
0 · 2 3																																						
+ 0 · 4 5																																						
1 · 2 5																																						
O · Tth Hth																																						
0 · 2 3																																						
+ 0 · 4 5																																						
0 · 6 8																																						
O · Tth Hth																																						
0 · 2 3																																						
+ 0 · 4 5																																						
1 · 2 5																																						


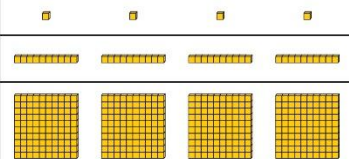

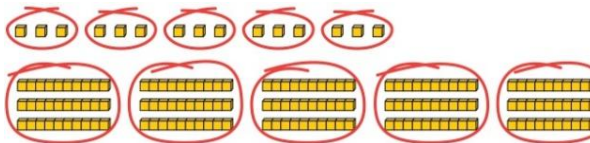

Roselands Maths Calculation Policy - Organised by Year Group

		<table border="1" style="margin-bottom: 10px;"> <thead> <tr> <th>O</th> <th>Tth</th> <th>Hth</th> </tr> </thead> <tbody> <tr> <td>●●●●●</td> <td></td> <td></td> </tr> <tr> <td>●</td> <td>●●</td> <td>●●●●●</td> </tr> </tbody> </table> $\begin{array}{r} \text{O} \cdot \text{Tth} \text{ Hth} \\ 5 \cdot 0 \ 0 \\ + 1 \cdot 2 \ 5 \\ \hline 6 \cdot 2 \ 5 \end{array}$	O	Tth	Hth	●●●●●			●	●●	●●●●●	<p>Include additions where the numbers of decimal places are different.</p> $3.4 + 0.65 = ?$ $\begin{array}{r} \text{O} \cdot \text{Tth} \text{ Hth} \\ 3 \cdot 4 \ 0 \\ + 0 \cdot 6 \ 5 \\ \hline \end{array}$																																																													
O	Tth	Hth																																																																							
●●●●●																																																																									
●	●●	●●●●●																																																																							
<p>Year 5 Subtraction</p>																																																																									
<p>Column subtraction with whole numbers</p>	<p>Use place value equipment to understand where exchanges are required.</p> <p>$2,250 - 1,070$</p> 	<p>Represent the stages of the calculation using place value equipment on a grid alongside the calculation, including exchanges where required.</p> <p>$15,735 - 2,582 = 13,153$</p> <table border="1" style="margin-bottom: 10px;"> <thead> <tr> <th>TTh</th> <th>Th</th> <th>H</th> <th>T</th> <th>O</th> </tr> </thead> <tbody> <tr> <td>●</td> <td>●●●●●</td> <td>●●●●●</td> <td>●●●●●</td> <td>●●●●●</td> </tr> <tr> <td></td> <td></td> <td>●●</td> <td>●●●●●</td> <td>●●●●●</td> </tr> </tbody> </table> <p>Now subtract the 10s. Exchange 1 hundred for 10 tens.</p> <table border="1" style="margin-bottom: 10px;"> <thead> <tr> <th>TTh</th> <th>Th</th> <th>H</th> <th>T</th> <th>O</th> </tr> </thead> <tbody> <tr> <td>●</td> <td>●●●●●</td> <td>●●●●●</td> <td>●●●●●</td> <td>●●●●●</td> </tr> <tr> <td></td> <td></td> <td>●●</td> <td>●●●●●</td> <td>●●●●●</td> </tr> </tbody> </table> <p>Subtract the 100s, 1,000s and 10,000s.</p> <table border="1"> <thead> <tr> <th>TTh</th> <th>Th</th> <th>H</th> <th>T</th> <th>O</th> </tr> </thead> <tbody> <tr> <td>●</td> <td>●●●●●</td> <td>●●●●●</td> <td>●●●●●</td> <td>●●●●●</td> </tr> <tr> <td></td> <td></td> <td>●●</td> <td>●●●●●</td> <td>●●●●●</td> </tr> </tbody> </table>	TTh	Th	H	T	O	●	●●●●●	●●●●●	●●●●●	●●●●●			●●	●●●●●	●●●●●	TTh	Th	H	T	O	●	●●●●●	●●●●●	●●●●●	●●●●●			●●	●●●●●	●●●●●	TTh	Th	H	T	O	●	●●●●●	●●●●●	●●●●●	●●●●●			●●	●●●●●	●●●●●	<p>Use column subtraction methods with exchange where required.</p> <table style="margin-bottom: 10px;"> <thead> <tr> <th>TTh</th> <th>Th</th> <th>H</th> <th>T</th> <th>O</th> </tr> </thead> <tbody> <tr> <td>5</td> <td>7</td> <td>10</td> <td>9</td> <td>7</td> </tr> <tr> <td>- 1</td> <td>8</td> <td>5</td> <td>3</td> <td>4</td> </tr> <tr> <td colspan="5"><hr/></td> </tr> <tr> <td>4</td> <td>3</td> <td>5</td> <td>6</td> <td>3</td> </tr> </tbody> </table> <p>$62,097 - 18,534 = 43,563$</p>	TTh	Th	H	T	O	5	7	10	9	7	- 1	8	5	3	4	<hr/>					4	3	5	6	3
TTh	Th	H	T	O																																																																					
●	●●●●●	●●●●●	●●●●●	●●●●●																																																																					
		●●	●●●●●	●●●●●																																																																					
TTh	Th	H	T	O																																																																					
●	●●●●●	●●●●●	●●●●●	●●●●●																																																																					
		●●	●●●●●	●●●●●																																																																					
TTh	Th	H	T	O																																																																					
●	●●●●●	●●●●●	●●●●●	●●●●●																																																																					
		●●	●●●●●	●●●●●																																																																					
TTh	Th	H	T	O																																																																					
5	7	10	9	7																																																																					
- 1	8	5	3	4																																																																					
<hr/>																																																																									
4	3	5	6	3																																																																					
<p>Checking strategies and representing subtractions</p>		<p>Bar models represent subtractions in problem contexts, including 'find the difference'.</p>	<p>Children can explain the mistake made when the columns have not been ordered correctly.</p>																																																																						


Roselands Maths Calculation Policy - Organised by Year Group

		<table border="1" style="width: 100%; border-collapse: collapse;"> <thead> <tr> <th style="width: 25%;">O</th> <th style="width: 5%;">•</th> <th style="width: 25%;">Tth</th> <th style="width: 25%;">Hth</th> <th style="width: 20%;"></th> </tr> </thead> <tbody> <tr> <td style="text-align: center;">●●●●●</td> <td></td> <td style="text-align: center;">●●●●● ●●</td> <td style="text-align: center;">●●●●●</td> <td style="text-align: right;">O · Tth Hth 5 · 7 4</td> </tr> <tr> <td></td> <td></td> <td></td> <td></td> <td style="text-align: right;">- 2 · 2 5</td> </tr> <tr> <td></td> <td></td> <td></td> <td></td> <td style="text-align: right;">.</td> </tr> <tr> <td colspan="5" style="text-align: center;">Exchange 1 tenth for 10 hundredths.</td> </tr> <tr> <td style="text-align: center;">●●●●●</td> <td></td> <td style="text-align: center;">●●●●● ●●</td> <td style="text-align: center;">●●●●● ●●●●●</td> <td style="text-align: right;">O · Tth Hth 5 · 7¹4</td> </tr> <tr> <td></td> <td></td> <td></td> <td></td> <td style="text-align: right;">- 2 · 2 5</td> </tr> <tr> <td></td> <td></td> <td></td> <td></td> <td style="text-align: right;">.</td> </tr> <tr> <td colspan="5" style="text-align: center;">Now subtract the 5 hundredths.</td> </tr> <tr> <td style="text-align: center;">●●●●●</td> <td></td> <td style="text-align: center;">●●●●● ●●</td> <td style="text-align: center;">●●●●● ●●●●●</td> <td style="text-align: right;">O · Tth Hth 5 · 7¹4</td> </tr> <tr> <td></td> <td></td> <td></td> <td></td> <td style="text-align: right;">- 2 · 2 5</td> </tr> <tr> <td></td> <td></td> <td></td> <td></td> <td style="text-align: right;">. 9</td> </tr> <tr> <td colspan="5" style="text-align: center;">Now subtract the 2 tenths, then the 2 ones.</td> </tr> <tr> <td style="text-align: center;">●●●●● ●●</td> <td></td> <td style="text-align: center;">●●●●● ●●</td> <td style="text-align: center;">●●●●● ●●●●●</td> <td style="text-align: right;">O · Tth Hth 5 · 7¹4</td> </tr> <tr> <td></td> <td></td> <td></td> <td></td> <td style="text-align: right;">- 2 · 2 5</td> </tr> <tr> <td></td> <td></td> <td></td> <td></td> <td style="text-align: right;">3 · 4 9</td> </tr> </tbody> </table>	O	•	Tth	Hth		●●●●●		●●●●● ●●	●●●●●	O · Tth Hth 5 · 7 4					- 2 · 2 5					.	Exchange 1 tenth for 10 hundredths.					●●●●●		●●●●● ●●	●●●●● ●●●●●	O · Tth Hth 5 · 7 ¹ 4					- 2 · 2 5					.	Now subtract the 5 hundredths.					●●●●●		●●●●● ●●	●●●●● ●●●●●	O · Tth Hth 5 · 7 ¹ 4					- 2 · 2 5					. 9	Now subtract the 2 tenths, then the 2 ones.					●●●●● ●●		●●●●● ●●	●●●●● ●●●●●	O · Tth Hth 5 · 7 ¹ 4					- 2 · 2 5					3 · 4 9	
O	•	Tth	Hth																																																																																
●●●●●		●●●●● ●●	●●●●●	O · Tth Hth 5 · 7 4																																																																															
				- 2 · 2 5																																																																															
				.																																																																															
Exchange 1 tenth for 10 hundredths.																																																																																			
●●●●●		●●●●● ●●	●●●●● ●●●●●	O · Tth Hth 5 · 7 ¹ 4																																																																															
				- 2 · 2 5																																																																															
				.																																																																															
Now subtract the 5 hundredths.																																																																																			
●●●●●		●●●●● ●●	●●●●● ●●●●●	O · Tth Hth 5 · 7 ¹ 4																																																																															
				- 2 · 2 5																																																																															
				. 9																																																																															
Now subtract the 2 tenths, then the 2 ones.																																																																																			
●●●●● ●●		●●●●● ●●	●●●●● ●●●●●	O · Tth Hth 5 · 7 ¹ 4																																																																															
				- 2 · 2 5																																																																															
				3 · 4 9																																																																															
Year 5 Multiplication																																																																																			
Understanding factors	<p>Use cubes or counters to explore the meaning of 'square numbers'.</p> <p><i>25 is a square number because it is made from 5 rows of 5.</i></p> <p>Use cubes to explore cube numbers.</p> 	<p>Use images to explore examples and non-examples of square numbers.</p>  <p>$8 \times 8 = 64$ $8^2 = 64$</p>	<p>Understand the pattern of square numbers in the multiplication tables.</p> <p>Use a multiplication grid to circle each square number. Can children spot a pattern?</p>																																																																																

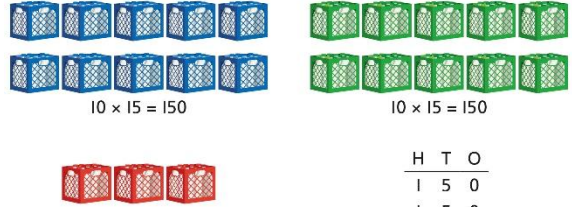
Roselands Maths Calculation Policy - Organised by Year Group

	<p>8 is a cube number.</p>	 <p>12 is not a square number, because you cannot multiply a whole number by itself to make 12.</p>							
<p>Multiplying by 10, 100 and 1,000</p>	<p>Use place value equipment to multiply by 10, 100 and 1,000 by unitising.</p> <p>$4 \times 1 = 4 \text{ ones} = 4$</p> <p>$4 \times 10 = 4 \text{ tens} = 40$</p> <p>$4 \times 100 = 4 \text{ hundreds} = 400$</p> 	<p>Understand the effect of repeated multiplication by 10.</p> 	<p>Understand how exchange relates to the digits when multiplying by 10, 100 and 1,000.</p> <table border="1" data-bbox="1556 726 1937 861"> <thead> <tr> <th>H</th> <th>T</th> <th>O</th> </tr> </thead> <tbody> <tr> <td></td> <td>1</td> <td>7</td> </tr> </tbody> </table> <p>$17 \times 10 = 170$ $17 \times 100 = 17 \times 10 \times 10 = 1,700$ $17 \times 1,000 = 17 \times 10 \times 10 \times 10 = 17,000$</p>	H	T	O		1	7
H	T	O							
	1	7							
<p>Multiplying by multiples of 10, 100 and 1,000</p>	<p>Use place value equipment to explore multiplying by unitising.</p>  <p>5 groups of 3 ones is 15 ones. 5 groups of 3 tens is 15 tens.</p>	<p>Use place value equipment to represent how to multiply by multiples of 10, 100 and 1,000.</p>  <p>$4 \times 3 = 12$ $4 \times 300 = 1,200$</p> <p>$6 \times 4 = 24$ $6 \times 400 = 2,400$</p>	<p>Use known facts and unitising to multiply.</p> <p>$5 \times 4 = 20$ $5 \times 40 = 200$ $5 \times 400 = 2,000$ $5 \times 4,000 = 20,000$</p> <p>$5,000 \times 4 = 20,000$</p>						

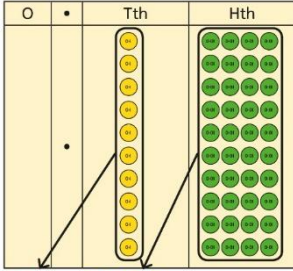
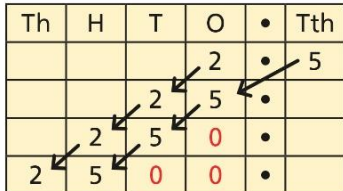
Roselands Maths Calculation Policy - Organised by Year Group

	<p>So, I know that 5 groups of 3 thousands would be 15 thousands.</p>																																		
<p>Multiplying up to 4-digit numbers by a single digit</p>	<p>Explore how to use partitioning to multiply efficiently.</p> <p>$8 \times 17 = ?$</p>  <p>$8 \times 10 = 80$ $8 \times 7 = 56$</p> <p>$80 + 56 = 136$</p> <p>So, $8 \times 17 = 136$</p>	<p>Represent multiplications using place value equipment and add the 1s, then 10s, then 100s, then 1,000s.</p> <table border="1" data-bbox="958 536 1413 951"> <thead> <tr> <th></th> <th>H</th> <th>T</th> <th>O</th> </tr> </thead> <tbody> <tr> <td>1000</td> <td></td> <td>10 10 10 10 10</td> <td>1 1 1</td> </tr> <tr> <td>100</td> <td></td> <td>10 10 10 10 10</td> <td>1 1 1</td> </tr> <tr> <td>100</td> <td></td> <td>10 10 10 10 10</td> <td>1 1 1</td> </tr> <tr> <td>100</td> <td></td> <td>10 10 10 10 10</td> <td>1 1 1</td> </tr> <tr> <td>100</td> <td></td> <td>10 10 10 10 10</td> <td>1 1 1</td> </tr> </tbody> </table>		H	T	O	1000		10 10 10 10 10	1 1 1	100		10 10 10 10 10	1 1 1	100		10 10 10 10 10	1 1 1	100		10 10 10 10 10	1 1 1	100		10 10 10 10 10	1 1 1	<p>Use an area model and then add the parts.</p> <table border="1" data-bbox="1576 491 2130 576"> <tr> <td></td> <td>100</td> <td>60</td> <td>3</td> </tr> <tr> <td>5</td> <td>$100 \times 5 = 500$</td> <td>$60 \times 5 = 300$</td> <td>$3 \times 5 = 15$</td> </tr> </table> <p>Use a column multiplication, including any required exchanges.</p> $\begin{array}{r} 136 \\ \times \quad 6 \\ \hline 816 \\ \underline{23} \end{array}$		100	60	3	5	$100 \times 5 = 500$	$60 \times 5 = 300$	$3 \times 5 = 15$
	H	T	O																																
1000		10 10 10 10 10	1 1 1																																
100		10 10 10 10 10	1 1 1																																
100		10 10 10 10 10	1 1 1																																
100		10 10 10 10 10	1 1 1																																
100		10 10 10 10 10	1 1 1																																
	100	60	3																																
5	$100 \times 5 = 500$	$60 \times 5 = 300$	$3 \times 5 = 15$																																
<p>Multiplying 2-digit numbers by 2-digit numbers</p>	<p>Partition one number into 10s and 1s, then add the parts.</p> <p>$23 \times 15 = ?$</p>	<p>Use an area model and add the parts.</p> <p>$28 \times 15 = ?$</p> <table border="1" data-bbox="958 1246 1413 1433"> <tr> <td></td> <td>20 m</td> <td>8 m</td> <td></td> </tr> <tr> <td>10 m</td> <td>$20 \times 10 = 200 \text{ m}^2$</td> <td>$8 \times 10 = 80 \text{ m}^2$</td> <td></td> </tr> <tr> <td>5 m</td> <td>$20 \times 5 = 100 \text{ m}^2$</td> <td>$8 \times 5 = 40 \text{ m}^2$</td> <td></td> </tr> </table> $\begin{array}{r} \text{H T O} \\ 200 \\ 100 \\ 80 \\ + 40 \\ \hline 420 \\ \hline \end{array}$		20 m	8 m		10 m	$20 \times 10 = 200 \text{ m}^2$	$8 \times 10 = 80 \text{ m}^2$		5 m	$20 \times 5 = 100 \text{ m}^2$	$8 \times 5 = 40 \text{ m}^2$		<p>Use column multiplication, ensuring understanding of place value at each stage.</p> $\begin{array}{r} 34 \\ \times 27 \\ \hline 238 \\ \underline{68} \\ \hline \end{array} \quad 34 \times 7$																				
	20 m	8 m																																	
10 m	$20 \times 10 = 200 \text{ m}^2$	$8 \times 10 = 80 \text{ m}^2$																																	
5 m	$20 \times 5 = 100 \text{ m}^2$	$8 \times 5 = 40 \text{ m}^2$																																	




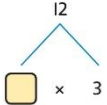
Roselands Maths Calculation Policy - Organised by Year Group

	 <p>$10 \times 15 = 150$</p> <p>$3 \times 15 = 45$</p> <p>There are 345 bottles of milk in total.</p> <p>$23 \times 15 = 345$</p> <table border="0" style="margin-left: auto; margin-right: auto;"> <tr><td></td><td>H</td><td>T</td><td>O</td></tr> <tr><td></td><td>1</td><td>5</td><td>0</td></tr> <tr><td></td><td>1</td><td>5</td><td>0</td></tr> <tr><td>+</td><td></td><td>4</td><td>5</td></tr> <tr><td></td><td>3</td><td>4</td><td>5</td></tr> </table>		H	T	O		1	5	0		1	5	0	+		4	5		3	4	5	<p>$28 \times 15 = 420$</p>	<table border="0"> <tr><td>34</td><td></td></tr> <tr><td>x 27</td><td></td></tr> <tr><td>238</td><td>34 x 7</td></tr> <tr><td>680</td><td>34 x 20</td></tr> <tr><td>—</td><td></td></tr> <tr><td>34</td><td></td></tr> <tr><td>x 27</td><td></td></tr> <tr><td>238</td><td>34 x 7</td></tr> <tr><td>680</td><td>34 x 20</td></tr> <tr><td>918</td><td>34 x 27</td></tr> <tr><td>—</td><td></td></tr> </table>	34		x 27		238	34 x 7	680	34 x 20	—		34		x 27		238	34 x 7	680	34 x 20	918	34 x 27	—																																																																					
	H	T	O																																																																																																														
	1	5	0																																																																																																														
	1	5	0																																																																																																														
+		4	5																																																																																																														
	3	4	5																																																																																																														
34																																																																																																																	
x 27																																																																																																																	
238	34 x 7																																																																																																																
680	34 x 20																																																																																																																
—																																																																																																																	
34																																																																																																																	
x 27																																																																																																																	
238	34 x 7																																																																																																																
680	34 x 20																																																																																																																
918	34 x 27																																																																																																																
—																																																																																																																	
<p>Multiplying up to 4-digits by 2-digits</p>		<p>Use the area model then add the parts.</p> <table border="1" style="margin-left: auto; margin-right: auto;"> <tr><td></td><td>100</td><td>40</td><td>3</td><td></td></tr> <tr><td>10</td><td></td><td></td><td></td><td>Th</td></tr> <tr><td>2</td><td></td><td></td><td></td><td>H</td></tr> <tr><td></td><td></td><td></td><td></td><td>T</td></tr> <tr><td></td><td></td><td></td><td></td><td>O</td></tr> </table> <p>$143 \times 12 = 1,716$</p> <p>There are 1,716 boxes of cereal in total.</p> <p>$143 \times 12 = 1,716$</p> <table border="0" style="margin-left: auto; margin-right: auto;"> <tr><td></td><td>Th</td><td>H</td><td>T</td><td>O</td></tr> <tr><td></td><td>1</td><td>0</td><td>0</td><td>0</td></tr> <tr><td></td><td></td><td>4</td><td>0</td><td>0</td></tr> <tr><td></td><td></td><td>2</td><td>0</td><td>0</td></tr> <tr><td></td><td></td><td></td><td>8</td><td>0</td></tr> <tr><td></td><td></td><td></td><td>3</td><td>0</td></tr> <tr><td>+</td><td></td><td></td><td></td><td>6</td></tr> <tr><td></td><td>1</td><td>7</td><td>1</td><td>6</td></tr> </table>		100	40	3		10				Th	2				H					T					O		Th	H	T	O		1	0	0	0			4	0	0			2	0	0				8	0				3	0	+				6		1	7	1	6	<p>Use column multiplication, ensuring understanding of place value at each stage.</p> <table border="0"> <tr><td></td><td>1</td><td>4</td><td>3</td><td></td></tr> <tr><td>x</td><td></td><td>1</td><td>2</td><td></td></tr> <tr><td></td><td>2</td><td>8</td><td>6</td><td>143 x 2</td></tr> <tr><td></td><td>1</td><td>4</td><td>3</td><td>0</td><td>143 x 10</td></tr> <tr><td></td><td>1</td><td>7</td><td>1</td><td>6</td><td>143 x 12</td></tr> </table> <p>Progress to include examples that require multiple exchanges as understanding, confidence and fluency build.</p> <p>$1,274 \times 32 = ?$ First multiply 1,274 by 2.</p> <table border="0"> <tr><td></td><td>1</td><td>2</td><td>7</td><td>4</td><td></td></tr> <tr><td>x</td><td></td><td></td><td>3</td><td>2</td><td></td></tr> <tr><td></td><td>2</td><td>5</td><td>4</td><td>8</td><td>1,274 x 2</td></tr> </table> <p>Then multiply 1,274 by 30.</p>		1	4	3		x		1	2			2	8	6	143 x 2		1	4	3	0	143 x 10		1	7	1	6	143 x 12		1	2	7	4		x			3	2			2	5	4	8	1,274 x 2
	100	40	3																																																																																																														
10				Th																																																																																																													
2				H																																																																																																													
				T																																																																																																													
				O																																																																																																													
	Th	H	T	O																																																																																																													
	1	0	0	0																																																																																																													
		4	0	0																																																																																																													
		2	0	0																																																																																																													
			8	0																																																																																																													
			3	0																																																																																																													
+				6																																																																																																													
	1	7	1	6																																																																																																													
	1	4	3																																																																																																														
x		1	2																																																																																																														
	2	8	6	143 x 2																																																																																																													
	1	4	3	0	143 x 10																																																																																																												
	1	7	1	6	143 x 12																																																																																																												
	1	2	7	4																																																																																																													
x			3	2																																																																																																													
	2	5	4	8	1,274 x 2																																																																																																												

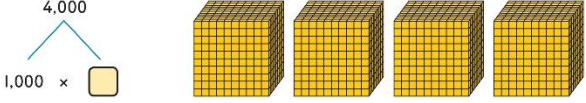
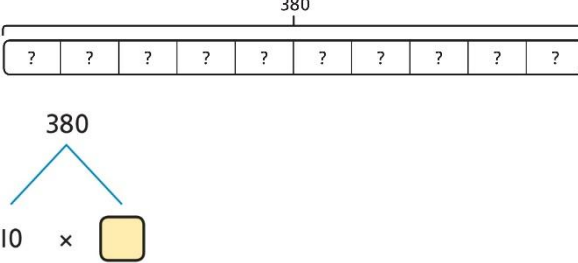
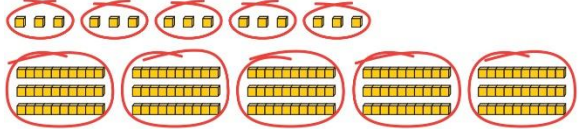
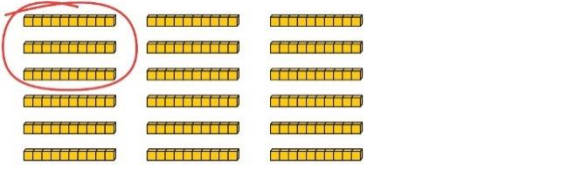
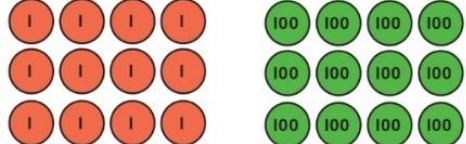
Roselands Maths Calculation Policy - Organised by Year Group

			$\begin{array}{r} 1\ 2\ 7\ 4 \\ \times \quad 3\ 2 \\ \hline 2\ 5\ 4\ 8 \\ 3\ 8\ 2\ 2\ 0 \\ \hline \end{array}$ <p><i>Finally, find the total.</i></p> $\begin{array}{r} 1\ 2\ 7\ 4 \\ \times \quad 3\ 2 \\ \hline 2\ 5\ 4\ 8 \\ 3\ 8\ 2\ 2\ 0 \\ \hline 4\ 0\ 7\ 6\ 8 \end{array}$ <p>$1,274 \times 32 = 40,768$</p>
Multiplying decimals by 10, 100 and 1,000	Use place value equipment to explore and understand the exchange of 10 tenths, 10 hundredths or 10 thousandths.	Represent multiplication by 10 as exchange on a place value grid.  $0.14 \times 10 = 1.4$	Understand how this exchange is represented on a place value chart. $2.5 \times 10 = 25$ $2.5 \times 100 = 250$ $2.5 \times 1,000 = 2,500$ 
Year 5 Division			
Understanding factors and prime numbers	Use equipment to explore the factors of a given number.	Understand that prime numbers are numbers with exactly two factors. $13 \div 1 = 13$	Understand how to recognise prime and composite numbers.

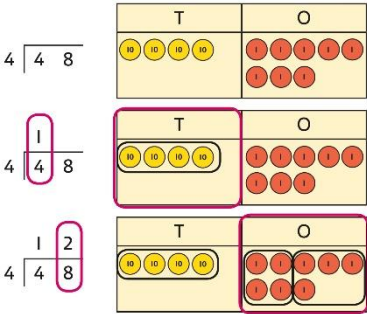
Roselands Maths Calculation Policy - Organised by Year Group

	 <p> $24 \div 3 = 8$ $24 \div 8 = 3$ 8 and 3 are factors of 24 because they divide 24 exactly. </p> <p> $24 \div 5 = 4$ remainder 4. </p>  <p>5 is not a factor of 24 because there is a remainder.</p>	<p> $13 \div 2 = 6 r 1$ $13 \div 4 = 4 r 1$ </p> <p>1 and 13 are the only factors of 13. 13 is a prime number.</p>	<p>I know that 31 is a prime number because it can be divided by only 1 and itself without leaving a remainder.</p> <p>I know that 33 is not a prime number as it can be divided by 1, 3, 11 and 33.</p> <p>I know that 1 is not a prime number, as it has only 1 factor.</p>
<p>Understanding inverse operations and the link with multiplication, grouping and sharing</p>	<p>Use equipment to group and share and to explore the calculations that are present.</p> <p><i>I have 28 counters.</i></p> <p><i>I made 7 groups of 4. There are 28 in total.</i></p> <p><i>I have 28 in total. I shared them equally into 7 groups. There are 4 in each group.</i></p> <p><i>I have 28 in total. I made groups of 4. There are 7 equal groups.</i></p>	<p>Represent multiplicative relationships and explore the families of division facts.</p>  <p> $60 \div 4 = 15$ $60 \div 15 = 4$ </p>	<p>Represent the different multiplicative relationships to solve problems requiring inverse operations.</p> <p> $12 \div 3 = \square$ $12 \div \square = 3$ $\square \times 3 = 12$ $\square \div 3 = 12$ </p>  <p>Understand missing number problems for division calculations and know how to solve them using inverse operations.</p> <p> $22 \div ? = 2$ $22 \div 2 = ?$ $? \div 2 = 22$ $? \div 22 = 2$ </p>
<p>Dividing whole numbers by 10, 100 and 1,000</p>	<p>Use place value equipment to support unitising for division.</p> <p>$4,000 \div 1,000$</p>	<p>Use a bar model to support dividing by unitising.</p> <p>$380 \div 10 = 38$</p>	<p>Understand how and why the digits change on a place value grid when dividing by 10, 100 or 1,000.</p>

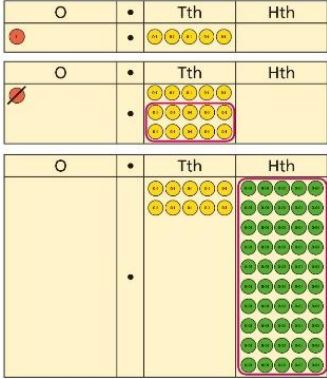
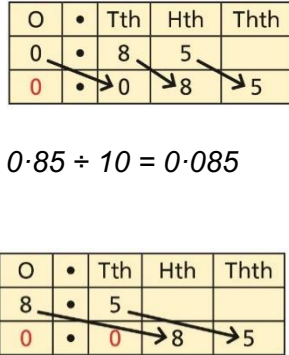

Roselands Maths Calculation Policy - Organised by Year Group

	 <p>4,000 is 4 thousands.</p> $4 \times 1,000 = 4,000$ <p>So, $4,000 \div 1,000 = 4$</p>	 <p>380 is 38 tens.</p> $38 \times 10 = 380$ $10 \times 38 = 380$ <p>So, $380 \div 10 = 38$</p>	<table border="1" data-bbox="1563 279 1989 363"> <thead> <tr> <th>Th</th> <th>H</th> <th>T</th> <th>O</th> </tr> </thead> <tbody> <tr> <td>3</td> <td>2</td> <td>0</td> <td>0</td> </tr> </tbody> </table> <p>$3,200 \div 100 = ?$</p> <p>3,200 is 3 thousands and 2 hundreds.</p> $200 \div 100 = 2$ $3,000 \div 100 = 30$ $3,200 \div 100 = 32$ <p>So, the digits will move two places to the right.</p>	Th	H	T	O	3	2	0	0
Th	H	T	O								
3	2	0	0								
<p>Dividing by multiples of 10, 100 and 1,000</p>	<p>Use place value equipment to represent known facts and unitising.</p>  <p>15 ones put into groups of 3 ones. There are 5 groups.</p> $15 \div 3 = 5$ <p>15 tens put into groups of 3 tens. There are 5 groups.</p> $150 \div 30 = 5$	<p>Represent related facts with place value equipment when dividing by unitising.</p>  <p>180 is 18 tens.</p> <p>18 tens divided into groups of 3 tens. There are 6 groups.</p> $180 \div 30 = 6$ 	<p>Reason from known facts, based on understanding of unitising. Use knowledge of the inverse relationship to check.</p> $3,000 \div 5 = 600$ $3,000 \div 50 = 60$ $3,000 \div 500 = 6$ $5 \times 600 = 3,000$ $50 \times 60 = 3,000$ $500 \times 6 = 3,000$								




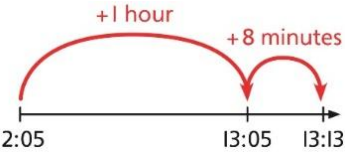
Roselands Maths Calculation Policy - Organised by Year Group

		<p>12 ones divided into groups of 4. There are 3 groups.</p> <p>12 hundreds divided into groups of 4 hundreds. There are 3 groups.</p> <p>$1200 \div 400 = 3$</p>	
<p>Dividing up to four digits by a single digit using short division</p>	<p>Explore grouping using place value equipment.</p> <p>$268 \div 2 = ?$</p> <p><i>There is 1 group of 2 hundreds. There are 3 groups of 2 tens. There are 4 groups of 2 ones.</i></p> <p>$264 \div 2 = 134$</p>	<p>Use place value equipment on a place value grid alongside short division. The model uses grouping. A sharing model can also be used, although the model would need adapting.</p>  <p>Lay out the problem as a short division.</p> <p><i>There is 1 group of 4 in 4 tens. There are 2 groups of 4 in 8 ones.</i></p> <p>Work with divisions that require exchange.</p>	<p>Use short division for up to 4-digit numbers divided by a single digit.</p> $\begin{array}{r} 0556 \\ 7 \overline{) 3892} \end{array}$ <p>$3,892 \div 7 = 556$</p> <p>Use multiplication to check.</p> <p>$556 \times 7 = ?$</p> <p>$6 \times 7 = 42$ $50 \times 7 = 350$ $500 \times 7 = 3500$</p> <p>$3,500 + 350 + 42 = 3,892$</p>

Roselands Maths Calculation Policy - Organised by Year Group

<p>Dividing decimals by 10, 100 and 1,000</p>	<p>Understand division by 10 using exchange.</p> <p><i>2 ones are 20 tenths.</i></p> <p><i>20 tenths divided by 10 is 2 tenths.</i></p>	<p>Represent division using exchange on a place value grid.</p>  <p><i>1.5 is 1 one and 5 tenths.</i> <i>This is equivalent to 10 tenths and 50 hundredths.</i> <i>10 tenths divided by 10 is 1 tenth.</i> <i>50 hundredths divided by 10 is 5 hundredths.</i> <i>1.5 divided by 10 is 1 tenth and 5 hundredths.</i> $1.5 \div 10 = 0.15$</p>	<p>Understand the movement of digits on a place value grid.</p>  <p>$0.85 \div 10 = 0.085$</p> <p>$8.5 \div 100 = 0.085$</p>
<p>Understanding the relationship between fractions and division</p>	<p>Use sharing to explore the link between fractions and division.</p> <p><i>1 whole shared between 3 people.</i> <i>Each person receives one-third.</i></p>	<p>Use a bar model and other fraction representations to show the link between fractions and division.</p>  <p>$1 \div 3 = \frac{1}{3}$</p>	<p>Use the link between division and fractions to calculate divisions.</p> $5 \div 4 = \frac{5}{4} = 1\frac{1}{4}$ $11 \div 4 = \frac{11}{4} = 2\frac{3}{4}$

Roselands Maths Calculation Policy - Organised by Year Group

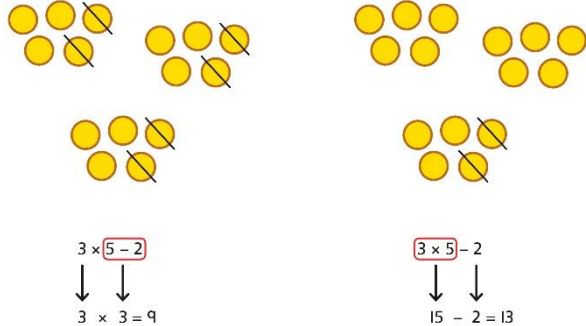
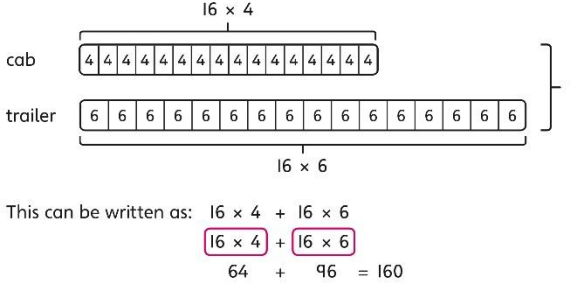
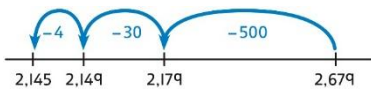
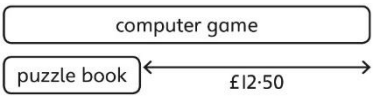
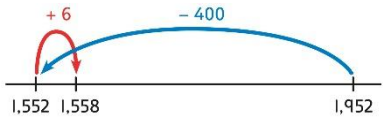
	 																																																																																																					
Year 6																																																																																																						
	Concrete	Pictorial	Abstract																																																																																																			
Year 6 Addition																																																																																																						
Comparing and selecting efficient methods	<p>Represent 7-digit numbers on a place value grid, and use this to support thinking and mental methods.</p> <table border="1" data-bbox="353 823 938 892"> <thead> <tr> <th>M</th> <th>HTh</th> <th>TTh</th> <th>Th</th> <th>H</th> <th>T</th> <th>O</th> </tr> </thead> <tbody> <tr> <td>●●</td> <td>●●●●</td> <td>●</td> <td>●</td> <td>●●●</td> <td></td> <td>●</td> </tr> </tbody> </table>	M	HTh	TTh	Th	H	T	O	●●	●●●●	●	●	●●●		●	<p>Discuss similarities and differences between methods, and choose efficient methods based on the specific calculation. Compare written and mental methods alongside place value representations.</p>  <table border="1" data-bbox="958 1007 1375 1102"> <thead> <tr> <th>TTh</th> <th>Th</th> <th>H</th> <th>T</th> <th>O</th> </tr> </thead> <tbody> <tr> <td>●●●●</td> <td></td> <td>●●</td> <td>●●●●●</td> <td>●●●●●</td> </tr> <tr> <td></td> <td>●●●</td> <td>●●●●●</td> <td>●●</td> <td>●●</td> </tr> </tbody> </table> <table border="1" data-bbox="1391 1007 1532 1102"> <thead> <tr> <th>TTh</th> <th>Th</th> <th>H</th> <th>T</th> <th>O</th> </tr> </thead> <tbody> <tr> <td>4</td> <td>0</td> <td>2</td> <td>6</td> <td>5</td> </tr> <tr> <td>+</td> <td>3</td> <td>5</td> <td>2</td> <td>2</td> </tr> <tr> <td colspan="5"><hr/></td> </tr> </tbody> </table> <p>Use bar model and number line representations to model addition in problem-solving and measure contexts.</p> 	TTh	Th	H	T	O	●●●●		●●	●●●●●	●●●●●		●●●	●●●●●	●●	●●	TTh	Th	H	T	O	4	0	2	6	5	+	3	5	2	2	<hr/>					<p>Use column addition where mental methods are not efficient. Recognise common errors with column addition.</p> <p>$32,145 + 4,302 = ?$</p> <table border="1" data-bbox="1570 895 1800 1023"> <thead> <tr> <th>TTh</th> <th>Th</th> <th>H</th> <th>T</th> <th>O</th> </tr> </thead> <tbody> <tr> <td>3</td> <td>2</td> <td>1</td> <td>4</td> <td>5</td> </tr> <tr> <td>+</td> <td>4</td> <td>3</td> <td>0</td> <td>2</td> </tr> <tr> <td colspan="5"><hr/></td> </tr> <tr> <td>3</td> <td>6</td> <td>4</td> <td>4</td> <td>7</td> </tr> </tbody> </table> <table border="1" data-bbox="1906 895 2136 1023"> <thead> <tr> <th>TTh</th> <th>Th</th> <th>H</th> <th>T</th> <th>O</th> </tr> </thead> <tbody> <tr> <td>3</td> <td>2</td> <td>1</td> <td>4</td> <td>5</td> </tr> <tr> <td>+</td> <td>4</td> <td>3</td> <td>0</td> <td>2</td> </tr> <tr> <td colspan="5"><hr/></td> </tr> <tr> <td>7</td> <td>5</td> <td>1</td> <td>6</td> <td>5</td> </tr> </tbody> </table> <p><i>Which method has been completed accurately?</i></p> <p><i>What mistake has been made?</i></p> <p>Column methods are also used for decimal additions where mental methods are not efficient.</p>	TTh	Th	H	T	O	3	2	1	4	5	+	4	3	0	2	<hr/>					3	6	4	4	7	TTh	Th	H	T	O	3	2	1	4	5	+	4	3	0	2	<hr/>					7	5	1	6	5
M	HTh	TTh	Th	H	T	O																																																																																																
●●	●●●●	●	●	●●●		●																																																																																																
TTh	Th	H	T	O																																																																																																		
●●●●		●●	●●●●●	●●●●●																																																																																																		
	●●●	●●●●●	●●	●●																																																																																																		
TTh	Th	H	T	O																																																																																																		
4	0	2	6	5																																																																																																		
+	3	5	2	2																																																																																																		
<hr/>																																																																																																						
TTh	Th	H	T	O																																																																																																		
3	2	1	4	5																																																																																																		
+	4	3	0	2																																																																																																		
<hr/>																																																																																																						
3	6	4	4	7																																																																																																		
TTh	Th	H	T	O																																																																																																		
3	2	1	4	5																																																																																																		
+	4	3	0	2																																																																																																		
<hr/>																																																																																																						
7	5	1	6	5																																																																																																		

Roselands Maths Calculation Policy - Organised by Year Group

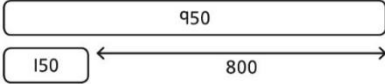
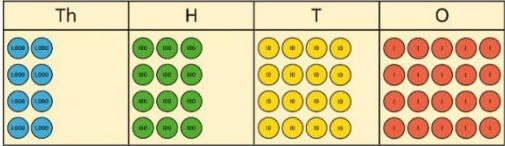
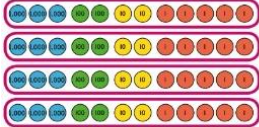
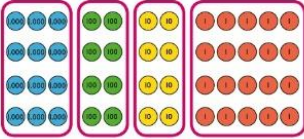
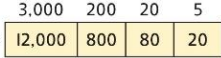
			<table style="margin-left: auto; margin-right: auto;"> <tr><td>H</td><td>T</td><td>O</td><td>·</td><td>Tth</td><td>Hth</td></tr> <tr><td>1</td><td>4</td><td>0</td><td>·</td><td>0</td><td>9</td></tr> <tr><td colspan="6">+</td></tr> <tr><td></td><td>4</td><td>9</td><td>·</td><td>8</td><td>9</td></tr> <tr><td colspan="6">-----</td></tr> <tr><td>1</td><td>8</td><td>9</td><td>·</td><td>8</td><td>8</td></tr> <tr><td colspan="6" style="text-align: center;"> </td></tr> </table>	H	T	O	·	Tth	Hth	1	4	0	·	0	9	+							4	9	·	8	9	-----						1	8	9	·	8	8						
H	T	O	·	Tth	Hth																																								
1	4	0	·	0	9																																								
+																																													
	4	9	·	8	9																																								

1	8	9	·	8	8																																								
Selecting mental methods for larger numbers where appropriate	<p>Represent 7-digit numbers on a place value grid, and use this to support thinking and mental methods.</p> <table style="margin-left: auto; margin-right: auto;"> <tr><td>M</td><td>HTh</td><td>TTh</td><td>Th</td><td>H</td><td>T</td><td>O</td></tr> <tr><td>••</td><td>•••••</td><td>•</td><td>•</td><td>•••</td><td></td><td>•</td></tr> </table> <p>$2,411,301 + 500,000 = ?$</p> <p><i>This would be 5 more counters in the HTh place.</i></p> <p><i>So, the total is 2,911,301.</i></p> <p>$2,411,301 + 500,000 = 2,911,301$</p>	M	HTh	TTh	Th	H	T	O	••	•••••	•	•	•••		•	<p>Use a bar model to support thinking in addition problems.</p> <p>$257,000 + 99,000 = ?$</p> <table style="margin-left: auto; margin-right: auto;"> <tr><td colspan="2" style="text-align: center;">?</td></tr> <tr><td style="border: 1px solid black; padding: 5px;">£257,000</td><td style="border: 1px solid black; padding: 5px;">£100,000</td></tr> </table> <p><i>I added 100 thousands then subtracted 1 thousand.</i></p> <p>$257 \text{ thousands} + 100 \text{ thousands} = 357 \text{ thousands}$</p> <p>$257,000 + 100,000 = 357,000$ $357,000 - 1,000 = 356,000$</p> <p><i>So, $257,000 + 99,000 = 356,000$</i></p>	?		£257,000	£100,000	<p>Use place value and unitising to support mental calculations with larger numbers.</p> <p>$195,000 + 6,000 = ?$</p> <p>$195 + 5 + 1 = 201$</p> <p>$195 \text{ thousands} + 6 \text{ thousands} = 201 \text{ thousands}$</p> <p><i>So, $195,000 + 6,000 = 201,000$</i></p>																								
M	HTh	TTh	Th	H	T	O																																							
••	•••••	•	•	•••		•																																							
?																																													
£257,000	£100,000																																												
Understanding order of operations in calculations	<p>Use equipment to model different interpretations of a calculation with more than one operation. Explore different results.</p> <p>$3 \times 5 - 2 = ?$</p>	<p>Model calculations using a bar model to demonstrate the correct order of operations in multi-step calculations.</p>	<p>Understand the correct order of operations in calculations without brackets.</p> <p>Understand how brackets affect the order of operations in a calculation.</p> <p>$4 + 6 \times 16$</p>																																										


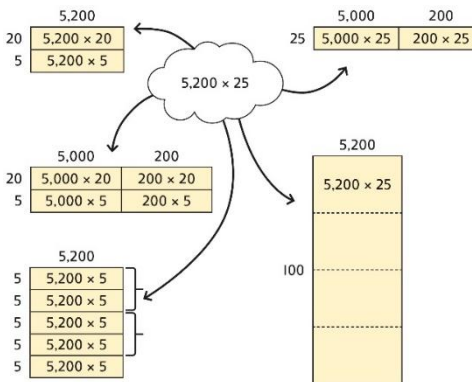
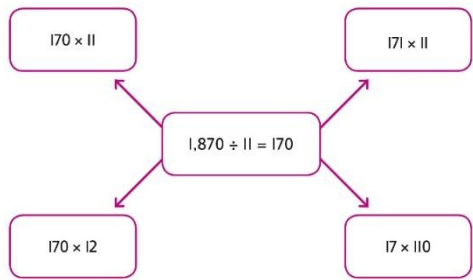
Roselands Maths Calculation Policy - Organised by Year Group

	 <p> $3 \times (5 - 2)$ $\downarrow \quad \downarrow$ $3 \times 3 = 9$ </p> <p> $3 \times 5 - 2$ $\downarrow \quad \downarrow$ $15 - 2 = 13$ </p>	 <p> 16×4 cab } 16×6 trailer } ? </p> <p>This can be written as: $16 \times 4 + 16 \times 6$ $16 \times 4 + 16 \times 6$ $64 + 96 = 160$</p>	$4 + 96 = 100$ $(4 + 6) \times 16$ $10 \times 16 = 160$																																																																															
Year 6 Subtraction																																																																																		
Comparing and selecting efficient methods	<p>Use counters on a place value grid to represent subtractions of larger numbers.</p> <table border="1" data-bbox="353 810 851 909"> <thead> <tr> <th>Th</th> <th>H</th> <th>T</th> <th>O</th> </tr> </thead> <tbody> <tr> <td>●●</td> <td>●●●●●●</td> <td>●●●●●●</td> <td>●●●●●●</td> </tr> <tr> <td></td> <td>●</td> <td>●●●●</td> <td>●●●●●●</td> </tr> </tbody> </table>	Th	H	T	O	●●	●●●●●●	●●●●●●	●●●●●●		●	●●●●	●●●●●●	<p>Compare subtraction methods alongside place value representations.</p>  <table border="1" data-bbox="958 925 1451 1029"> <thead> <tr> <th>Th</th> <th>H</th> <th>T</th> <th>O</th> </tr> </thead> <tbody> <tr> <td>●●</td> <td>●●●●●●</td> <td>●●●●●●</td> <td>●●●●●●</td> </tr> <tr> <td></td> <td>●</td> <td>●●●●</td> <td>●●●●●●</td> </tr> </tbody> </table> <table border="1" data-bbox="958 1029 1108 1149"> <thead> <tr> <th>Th</th> <th>H</th> <th>T</th> <th>O</th> </tr> </thead> <tbody> <tr> <td>2</td> <td>6</td> <td>7</td> <td>9</td> </tr> <tr> <td>-</td> <td>5</td> <td>3</td> <td>4</td> </tr> <tr> <td>2</td> <td>1</td> <td>4</td> <td>5</td> </tr> </tbody> </table> <p>Use a bar model to represent calculations, including 'find the difference' with two bars as comparison.</p> 	Th	H	T	O	●●	●●●●●●	●●●●●●	●●●●●●		●	●●●●	●●●●●●	Th	H	T	O	2	6	7	9	-	5	3	4	2	1	4	5	<p>Compare and select methods. Use column subtraction when mental methods are not efficient. Use two different methods for one calculation as a checking strategy.</p> <table border="1" data-bbox="1556 909 1713 1029"> <thead> <tr> <th>Th</th> <th>H</th> <th>T</th> <th>O</th> </tr> </thead> <tbody> <tr> <td>1</td> <td>5</td> <td>5</td> <td>8</td> </tr> <tr> <td>-</td> <td>1</td> <td>5</td> <td>8</td> </tr> <tr> <td>3</td> <td>9</td> <td>4</td> <td></td> </tr> </tbody> </table>  <p>Use column subtraction for decimal problems, including in the context of measure.</p> <table border="1" data-bbox="1556 1189 1803 1324"> <thead> <tr> <th>H</th> <th>T</th> <th>O</th> <th>Tth</th> <th>Hth</th> </tr> </thead> <tbody> <tr> <td>3</td> <td>0</td> <td>9</td> <td>·</td> <td>6</td> <td>0</td> </tr> <tr> <td>-</td> <td>2</td> <td>0</td> <td>·</td> <td>4</td> <td>0</td> </tr> <tr> <td>1</td> <td>0</td> <td>3</td> <td>·</td> <td>2</td> <td>0</td> </tr> </tbody> </table>	Th	H	T	O	1	5	5	8	-	1	5	8	3	9	4		H	T	O	Tth	Hth	3	0	9	·	6	0	-	2	0	·	4	0	1	0	3	·	2	0
Th	H	T	O																																																																															
●●	●●●●●●	●●●●●●	●●●●●●																																																																															
	●	●●●●	●●●●●●																																																																															
Th	H	T	O																																																																															
●●	●●●●●●	●●●●●●	●●●●●●																																																																															
	●	●●●●	●●●●●●																																																																															
Th	H	T	O																																																																															
2	6	7	9																																																																															
-	5	3	4																																																																															
2	1	4	5																																																																															
Th	H	T	O																																																																															
1	5	5	8																																																																															
-	1	5	8																																																																															
3	9	4																																																																																
H	T	O	Tth	Hth																																																																														
3	0	9	·	6	0																																																																													
-	2	0	·	4	0																																																																													
1	0	3	·	2	0																																																																													

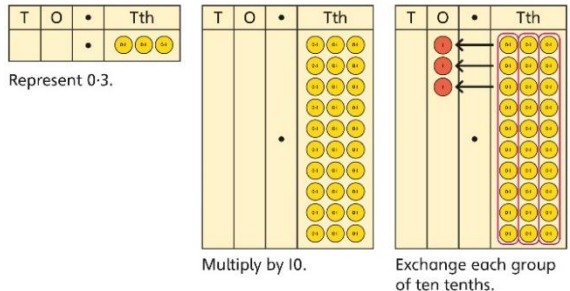
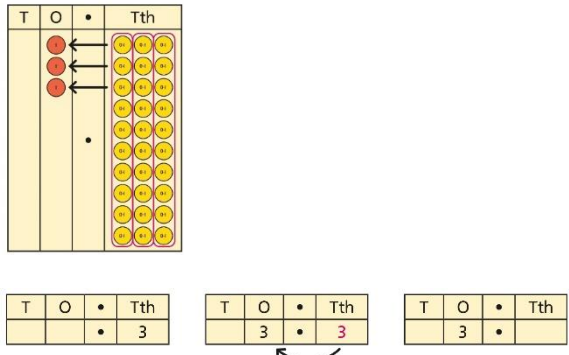
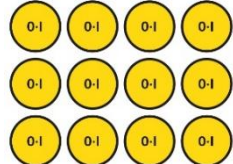
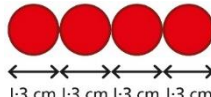
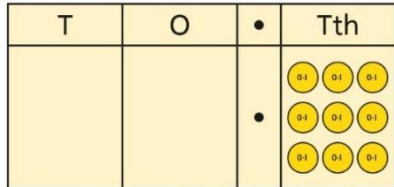
Roselands Maths Calculation Policy - Organised by Year Group

<p>Subtracting mentally with larger numbers</p>		<p>Use a bar model to show how unitising can support mental calculations.</p> <p>$950,000 - 150,000$</p> <p><i>That is 950 thousands - 150 thousands</i></p>  <p><i>So, the difference is 800 thousands.</i></p> <p>$950,000 - 150,000 = 800,000$</p>	<p>Subtract efficiently from powers of 10.</p> <p>$10,000 - 500 = ?$</p>
<p>Year 6 Multiplication</p>			
<p>Multiplying up to a 4-digit number by a single digit number</p>	<p>Use equipment to explore multiplications.</p>  <p><i>4 groups of 2,345</i></p> <p><i>This is a multiplication:</i></p> <p>$4 \times 2,345$</p> <p>$2,345 \times 4$</p>	<p>Use place value equipment to compare methods.</p> <p>Method 1</p>  <p>$3\ 2\ 2\ 5$</p> <p>$3\ 2\ 2\ 5$</p> <p>$3\ 2\ 2\ 5$</p> <p>$3\ 2\ 2\ 5$</p> <p>+</p> <p>$1\ 2\ 9\ 0\ 0$</p> <p>$1\ \ \ \ 1\ \ 2$</p> <p>Method 2</p>  <p>$4 \times 3,000\ 4 \times 200\ 4 \times 20\ 4 \times 5$</p> <p>$12,000 + 800 + 80 + 20 = 12,900$</p>	<p>Understand area model and short multiplication.</p> <p>Compare and select appropriate methods for specific multiplications.</p> <p>Method 3</p>  <p>$12,000 + 800 + 80 + 20 = 12,900$</p> <p>Method 4</p> <p>$3\ 2\ 2\ 5$</p> <p>$\times\ \ \ \ \ 4$</p> <p>$1\ 2\ 9\ 0\ 0$</p> <p>$1\ \ \ \ 1\ \ 2$</p>
<p>Multiplying up to a 4-digit</p>		<p>Use an area model alongside written multiplication.</p>	<p>Use compact column multiplication with understanding of place value at all stages.</p>



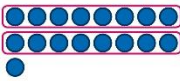



Roselands Maths Calculation Policy - Organised by Year Group

<p>number by a 2-digit number</p>		<p>Method 1</p> <table border="1" style="margin-left: auto; margin-right: auto;"> <tr> <td></td> <td>1,000</td> <td>200</td> <td>30</td> <td>5</td> </tr> <tr> <td>20</td> <td>20,000</td> <td>4,000</td> <td>600</td> <td>100</td> </tr> <tr> <td>1</td> <td>1,000</td> <td>200</td> <td>30</td> <td>5</td> </tr> </table> $\begin{array}{r} 1\ 2\ 3\ 5 \\ \times \quad 2\ 1 \\ \hline 5\ 1 \times 5 \\ 30\ 1 \times 30 \\ 200\ 1 \times 200 \\ 1000\ 1 \times 1,000 \\ 1000\ 20 \times 5 \\ 6000\ 20 \times 30 \\ 40000\ 20 \times 200 \\ 200000\ 20 \times 1,000 \\ \hline 2\ 5\ 9\ 3\ 5\ 21 \times 1,235 \end{array}$		1,000	200	30	5	20	20,000	4,000	600	100	1	1,000	200	30	5	<table style="margin-left: auto; margin-right: auto;"> <tr> <td></td> <td>1</td> <td>2</td> <td>3</td> <td>5</td> <td></td> </tr> <tr> <td>\times</td> <td></td> <td>2</td> <td>1</td> <td></td> <td></td> </tr> <tr> <td></td> <td>1</td> <td>2</td> <td>3</td> <td>5</td> <td>$1 \times 1,235$</td> </tr> <tr> <td></td> <td>2</td> <td>4</td> <td>7</td> <td>0</td> <td>$20 \times 1,235$</td> </tr> <tr> <td></td> <td>2</td> <td>5</td> <td>9</td> <td>3</td> <td>$21 \times 1,235$</td> </tr> </table>		1	2	3	5		\times		2	1				1	2	3	5	$1 \times 1,235$		2	4	7	0	$20 \times 1,235$		2	5	9	3	$21 \times 1,235$
	1,000	200	30	5																																												
20	20,000	4,000	600	100																																												
1	1,000	200	30	5																																												
	1	2	3	5																																												
\times		2	1																																													
	1	2	3	5	$1 \times 1,235$																																											
	2	4	7	0	$20 \times 1,235$																																											
	2	5	9	3	$21 \times 1,235$																																											
<p>Using knowledge of factors and partitions to compare methods for multiplications</p>	<p>Use equipment to understand square numbers and cube numbers.</p> <div style="text-align: center;">  </div> <p> $5 \times 5 = 5^2 = 25$ $5 \times 5 \times 5 = 5^3 = 25 \times 5 = 125$ </p>	<p>Compare methods visually using an area model. Understand that multiple approaches will produce the same answer if completed accurately.</p> <div style="text-align: center;">  </div> <p>Represent and compare methods using a bar model.</p>	<p>Use a known fact to generate families of related facts.</p> <div style="text-align: center;">  </div> <p>Use factors to calculate efficiently.</p> $\begin{aligned} 15 \times 16 &= 3 \times 5 \times 2 \times 8 \\ &= 3 \times 8 \times 2 \times 5 \\ &= 24 \times 10 \\ &= 240 \end{aligned}$																																													


Roselands Maths Calculation Policy - Organised by Year Group

<p>Multiplying by 10, 100 and 1,000</p>	<p>Use place value equipment to explore exchange in decimal multiplication.</p>  <p>Represent 0.3.</p> <p>Multiply by 10.</p> <p>Exchange each group of ten tenths.</p> <p>$0.3 \times 10 = ?$ 0.3 is 3 tenths. 10×3 tenths are 30 tenths. 30 tenths are equivalent to 3 ones.</p>	<p>Understand how the exchange affects decimal numbers on a place value grid.</p>  <p>$0.3 \times 10 = 3$</p>	<p>Use knowledge of multiplying by 10, 100 and 1,000 to multiply by multiples of 10, 100 and 1,000.</p> <p>$8 \times 100 = 800$ $8 \times 300 = 800 \times 3$ $= 2,400$</p> <p>$2.5 \times 10 = 25$ $2.5 \times 20 = 2.5 \times 10 \times 2$ $= 50$</p>
<p>Multiplying decimals</p>	<p>Explore decimal multiplications using place value equipment and in the context of measures.</p>  <p>3 groups of 4 tenths is 12 tenths. 4 groups of 3 tenths is 12 tenths.</p>  <p>$4 \times 1 \text{ cm} = 4 \text{ cm}$</p>	<p>Represent calculations on a place value grid.</p> <p>$3 \times 3 = 9$ $3 \times 0.3 = 0.9$</p>  <p>Understand the link between multiplying decimals and repeated addition.</p>	<p>Use known facts to multiply decimals.</p> <p>$4 \times 3 = 12$ $4 \times 0.3 = 1.2$ $4 \times 0.03 = 0.12$</p> <p>$20 \times 5 = 100$ $20 \times 0.5 = 10$ $20 \times 0.05 = 1$</p> <p>Find families of facts from a known multiplication.</p> <p><i>I know that $18 \times 4 = 72$.</i></p> <p><i>This can help me work out:</i></p> <p>$1.8 \times 4 = ?$</p>

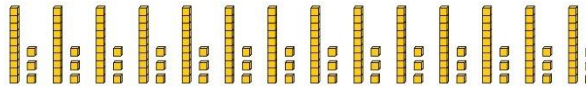
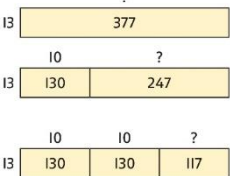
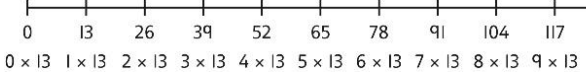
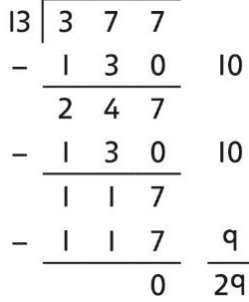
Roselands Maths Calculation Policy - Organised by Year Group

	$4 \times 0.3 \text{ cm} = 1.2 \text{ cm}$ $4 \times 1.3 = 4 + 1.2 = 5.2 \text{ cm}$		$18 \times 0.4 = ?$ $180 \times 0.4 = ?$ $18 \times 0.04 = ?$ Use a place value grid to understand the effects of multiplying decimals. <table border="1" data-bbox="1659 531 2072 774"> <thead> <tr> <th></th> <th>H</th> <th>T</th> <th>O</th> <th>•</th> <th>Tth</th> <th>Hth</th> </tr> </thead> <tbody> <tr> <td>2×3</td> <td></td> <td></td> <td>6</td> <td>•</td> <td></td> <td></td> </tr> <tr> <td>0.2×3</td> <td></td> <td></td> <td>0</td> <td>•</td> <td>6</td> <td></td> </tr> <tr> <td>0.02×3</td> <td></td> <td></td> <td></td> <td>•</td> <td></td> <td></td> </tr> </tbody> </table>		H	T	O	•	Tth	Hth	2×3			6	•			0.2×3			0	•	6		0.02×3				•																								
	H	T	O	•	Tth	Hth																																															
2×3			6	•																																																	
0.2×3			0	•	6																																																
0.02×3				•																																																	
Year 6 Division																																																					
Understanding factors	Use equipment to explore different factors of a number. <div style="display: flex; justify-content: space-around; align-items: flex-end; margin-top: 10px;"> <div style="text-align: center;">  $24 \div 4 = 6$ </div> <div style="text-align: center;">  $30 \div 4 = 7 \text{ remainder } 2$ </div> </div> <p><i>4 is a factor of 24 but is not a factor of 30.</i></p>	Recognise prime numbers as numbers having exactly two factors. Understand the link with division and remainders. <div style="display: flex; justify-content: space-around; align-items: flex-end; margin-top: 10px;"> <div style="text-align: center;">  $17 \div 2 = 8 \text{ r } 1$ </div> <div style="text-align: center;">  $17 \div 3 = 5 \text{ r } 2$ </div> <div style="text-align: center;">  $17 \div 4 = 4 \text{ r } 1$ </div> <div style="text-align: center;">  $17 \div 5 = 3 \text{ r } 2$ </div> </div>	Recognise and know primes up to 100. Understand that 2 is the only even prime, and that 1 is not a prime number. <table border="1" data-bbox="1563 1126 2000 1342" style="margin-top: 10px;"> <tbody> <tr><td>1</td><td>2</td><td>3</td><td>4</td><td>5</td><td>6</td><td>7</td><td>8</td><td>9</td><td>10</td></tr> <tr><td>11</td><td>12</td><td>13</td><td>14</td><td>15</td><td>16</td><td>17</td><td>18</td><td>19</td><td>20</td></tr> <tr><td>21</td><td>22</td><td>23</td><td>24</td><td>25</td><td>26</td><td>27</td><td>28</td><td>29</td><td>30</td></tr> <tr><td>31</td><td>32</td><td>33</td><td>34</td><td>35</td><td>36</td><td>37</td><td>38</td><td>39</td><td>40</td></tr> <tr><td>41</td><td>42</td><td>43</td><td>44</td><td>45</td><td>46</td><td>47</td><td>48</td><td>49</td><td>50</td></tr> </tbody> </table>	1	2	3	4	5	6	7	8	9	10	11	12	13	14	15	16	17	18	19	20	21	22	23	24	25	26	27	28	29	30	31	32	33	34	35	36	37	38	39	40	41	42	43	44	45	46	47	48	49	50
1	2	3	4	5	6	7	8	9	10																																												
11	12	13	14	15	16	17	18	19	20																																												
21	22	23	24	25	26	27	28	29	30																																												
31	32	33	34	35	36	37	38	39	40																																												
41	42	43	44	45	46	47	48	49	50																																												

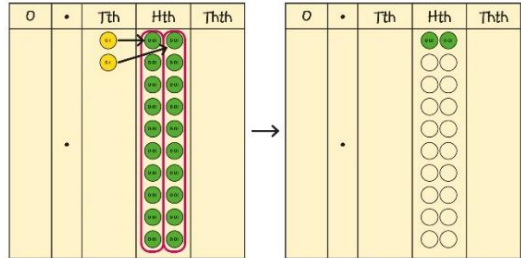
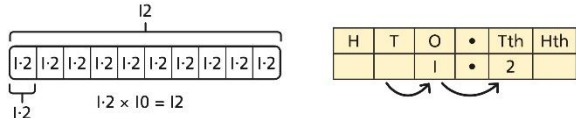
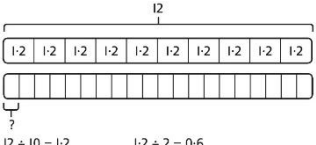
Roselands Maths Calculation Policy - Organised by Year Group

<p>Dividing by a single digit</p>	<p>Use equipment to make groups from a total.</p>  <p><i>There are 78 in total. There are 6 groups of 13. There are 13 groups of 6.</i></p>	<table border="1" style="width: 100%; text-align: center;"> <thead> <tr> <th>H</th> <th>T</th> <th>O</th> </tr> </thead> <tbody> <tr> <td>●</td> <td>●●●</td> <td>●●</td> </tr> </tbody> </table> <p>How many groups of 6 are in 100? $6 \overline{) 100} \begin{array}{r} 0 \\ 13 \\ 2 \end{array}$</p> <table border="1" style="width: 100%; text-align: center;"> <thead> <tr> <th>H</th> <th>T</th> <th>O</th> </tr> </thead> <tbody> <tr> <td>●</td> <td>●●●●</td> <td>●●</td> </tr> </tbody> </table> <p>How many groups of 6 are in 13 tens? $6 \overline{) 130} \begin{array}{r} 0 \\ 2 \\ 2 \end{array}$</p> <table border="1" style="width: 100%; text-align: center;"> <thead> <tr> <th>H</th> <th>T</th> <th>O</th> </tr> </thead> <tbody> <tr> <td></td> <td>●●●●●</td> <td>●●●●●</td> </tr> </tbody> </table> <p>How many groups of 6 are in 12 ones? $6 \overline{) 12} \begin{array}{r} 0 \\ 2 \\ 2 \end{array}$</p>	H	T	O	●	●●●	●●	H	T	O	●	●●●●	●●	H	T	O		●●●●●	●●●●●	<p>Use short division to divide by a single digit.</p> $6 \overline{) 132} \begin{array}{r} 0 \\ 2 \\ 2 \end{array}$ <p>Use an area model to link multiplication and division.</p> <table style="width: 100%; text-align: center;"> <tr> <td style="border: 1px solid black; padding: 5px;">$6 \overline{) 132}$</td> <td style="border: 1px solid black; padding: 5px;">$6 \overline{) \begin{array}{ c c c c } \hline 10 & 10 & 1 & 1 \\ \hline 60 & 60 & 6 & 6 \\ \hline \end{array}}$</td> </tr> <tr> <td style="border: 1px solid black; padding: 5px;">$6 \times ? = 132$</td> <td style="border: 1px solid black; padding: 5px;">$6 \overline{) \begin{array}{ c c } \hline 20 & 2 \\ \hline 120 & 12 \\ \hline \end{array}}$</td> </tr> </table> <p>$132 = 120 + 12$ $132 \div 6 = 20 + 2 = 22$</p>	$6 \overline{) 132}$	$6 \overline{) \begin{array}{ c c c c } \hline 10 & 10 & 1 & 1 \\ \hline 60 & 60 & 6 & 6 \\ \hline \end{array}}$	$6 \times ? = 132$	$6 \overline{) \begin{array}{ c c } \hline 20 & 2 \\ \hline 120 & 12 \\ \hline \end{array}}$
H	T	O																							
●	●●●	●●																							
H	T	O																							
●	●●●●	●●																							
H	T	O																							
	●●●●●	●●●●●																							
$6 \overline{) 132}$	$6 \overline{) \begin{array}{ c c c c } \hline 10 & 10 & 1 & 1 \\ \hline 60 & 60 & 6 & 6 \\ \hline \end{array}}$																								
$6 \times ? = 132$	$6 \overline{) \begin{array}{ c c } \hline 20 & 2 \\ \hline 120 & 12 \\ \hline \end{array}}$																								
<p>Dividing by a 2-digit number using factors</p>	<p>Understand that division by factors can be used when dividing by a number that is not prime.</p>	<p>Use factors and repeated division.</p> <p>$1,260 \div 14 = ?$</p> <table style="width: 100%; text-align: center;"> <tr> <td style="border: 1px solid black; padding: 5px;">1,260</td> <td style="border: 1px solid black; padding: 5px;">$\frac{\quad}{\quad}$</td> <td style="border: 1px solid black; padding: 5px;">$\frac{\quad}{\quad}$</td> </tr> </table> <p>$1,260 \div 2 = 630$</p> <p>$630 \div 7 = 90$ $1,260 \div 14 = 90$</p>	1,260	$\frac{\quad}{\quad}$	$\frac{\quad}{\quad}$	<p>Use factors and repeated division where appropriate.</p> <p>$2,100 \div 12 = ?$</p> <p> $2,100 \rightarrow \boxed{\div 2} \rightarrow \boxed{\div 6} \rightarrow$ $2,100 \rightarrow \boxed{\div 6} \rightarrow \boxed{\div 2} \rightarrow$ $2,100 \rightarrow \boxed{\div 3} \rightarrow \boxed{\div 4} \rightarrow$ $2,100 \rightarrow \boxed{\div 4} \rightarrow \boxed{\div 3} \rightarrow$ $2,100 \rightarrow \boxed{\div 3} \rightarrow \boxed{\div 2} \rightarrow \boxed{\div 2} \rightarrow$ </p>																			
1,260	$\frac{\quad}{\quad}$	$\frac{\quad}{\quad}$																							

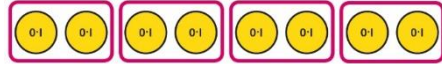
Roselands Maths Calculation Policy - Organised by Year Group

<p>Dividing by a 2-digit number using long division</p>	<p>Use equipment to build numbers from groups.</p>  <p><i>182 divided into groups of 13. There are 14 groups.</i></p>	<p>Use an area model alongside written division to model the process.</p> <p>$377 \div 13 = ?$</p>  <p>$377 \div 13 = 29$</p>	<p>Use long division where factors are not useful (for example, when dividing by a 2-digit prime number). Write the required multiples to support the division process.</p> <p>$377 \div 13 = ?$</p>  <p>$377 \div 13 = 29$</p>  <p>A slightly different layout may be used, with the division completed above rather than at the side.</p>
--	--	---	---

Roselands Maths Calculation Policy - Organised by Year Group

			$\begin{array}{r} 3 \\ 21 \overline{) 798} \\ - 630 \\ \hline 168 \end{array}$ $\begin{array}{r} 38 \\ 21 \overline{) 798} \\ - 630 \\ \hline 168 \\ - 168 \\ \hline 0 \end{array}$ <p>Divisions with a remainder explored in problem-solving contexts.</p>
<p>Dividing by 10, 100 and 1,000</p>	<p>Use place value equipment to explore division as exchange.</p>  <p>Exchange each 0.1 for ten 0.01s. Divide 20 counters by 10.</p> <p><i>0.2 is 2 tenths. 2 tenths is equivalent to 20 hundredths. 20 hundredths divided by 10 is 2 hundredths.</i></p>	<p>Represent division to show the relationship with multiplication. Understand the effect of dividing by 10, 100 and 1,000 on the digits on a place value grid.</p>  <p>Understand how to divide using division by 10, 100 and 1,000.</p> <p>$12 \div 20 = ?$</p>  <p>$12 \div 10 = 1.2$ $1.2 \div 2 = 0.6$</p>	<p>Use knowledge of factors to divide by multiples of 10, 100 and 1,000.</p> <div style="border: 1px solid black; padding: 5px; width: fit-content; margin: 10px auto;"> $40 \div 50 = \square$ </div> <p> $40 \rightarrow \boxed{\div 10} \rightarrow \boxed{\div 5} \rightarrow ?$ $40 \rightarrow \boxed{\div 5} \rightarrow \boxed{\div 10} \rightarrow ?$ </p> <p> $40 \div 5 = 8$ $8 \div 10 = 0.8$ </p> <p>So, $40 \div 50 = 0.8$</p>
<p>Dividing decimals</p>	<p>Use place value equipment to explore division of decimals.</p>	<p>Use a bar model to represent divisions.</p>	<p>Use short division to divide decimals with up to 2 decimal places.</p>

Roselands Maths Calculation Policy - Organised by Year Group



8 tenths divided into 4 groups. 2 tenths in each group.

0.8			
?	?	?	?

$$4 \times 2 = 8$$

$$8 \div 4 = 2$$

$$\text{So, } 4 \times 0.2 = 0.8$$

$$0.8 \div 4 = 0.2$$

$$8 \overline{) 4 \cdot 2 \ 4}$$

$$0 \cdot$$

$$8 \overline{) 4 \cdot 4 \ 2 \ 4}$$

$$0 \cdot 5$$

$$8 \overline{) 4 \cdot 4 \ 2 \ 2 \ 4}$$

$$0 \cdot 5 \ 3$$

$$8 \overline{) 4 \cdot 4 \ 2 \ 2 \ 4}$$